




Greater Baton Rouge Area Housing Stats

October 2021

MONTH'S SUPPLY OF HOUSING INVENTORY

AS OF SEPTEMBER 2021

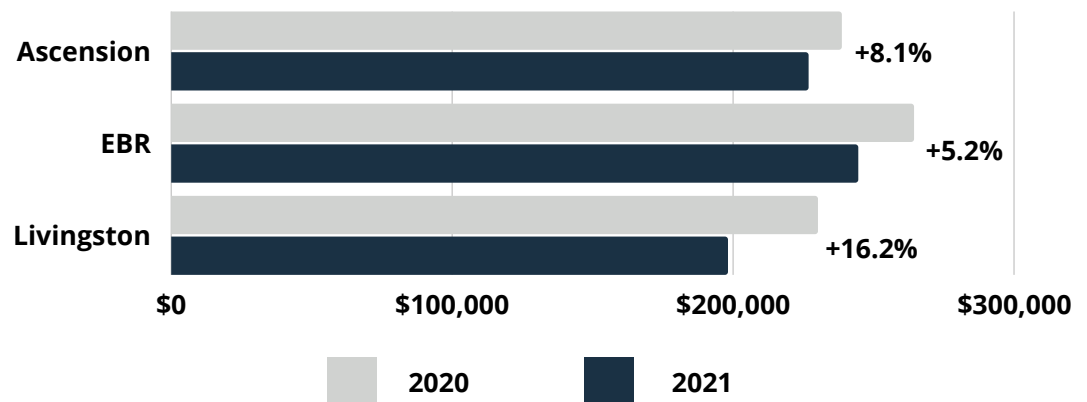
-  Greater Baton Rouge had **1.4 months' supply** of inventory (-50% from 2.8 a year ago)
-  East Baton Rouge Parish had **1.5 months' supply** of inventory (-51.6% from 3.1 a year ago)
-  Ascension Parish had **0.9 months' supply** of inventory (-57.1% from 2.1 a year ago)
-  Livingston Parish had **1.4 months' supply** of inventory (-33.3% from 2.1 a year ago)

Current as of September 10, 2021. All data from the Greater Baton Rouge Association of REALTORS® MLS. Report © 2021 ShowingTime. (Date will change based on month).

MEDIAN HOME PRICE

AS OF SEPTEMBER 2021

In **Greater Baton Rouge**, the **median single-family home price** for September was **\$240,000, +7.1%** from September 2020.



- The median price in **Ascension Parish rose +8.1%**, from \$244,370 a year ago to \$264,200.
- The median price in **East Baton Rouge Parish rose +5.2%**, from \$226,680 a year ago to \$238,500.
- The median price in **Livingston Parish rose +16.2%**, from \$198,000 a year ago to \$230,000.

Current as of September 10, 2021. All data from the Greater Baton Rouge Association of REALTORS® MLS. Report © 2021 ShowingTime. (Date will change based on month).

POPULATION

AS OF SEPTEMBER 2021



According to the most recent U.S. census, the Greater Baton Rouge population is **roughly 850,000**. Statistics on the most populated parishes are as follows:

- East Baton Rouge: **456,781**
- Livingston: **142,282**
- Ascension: **126,500**

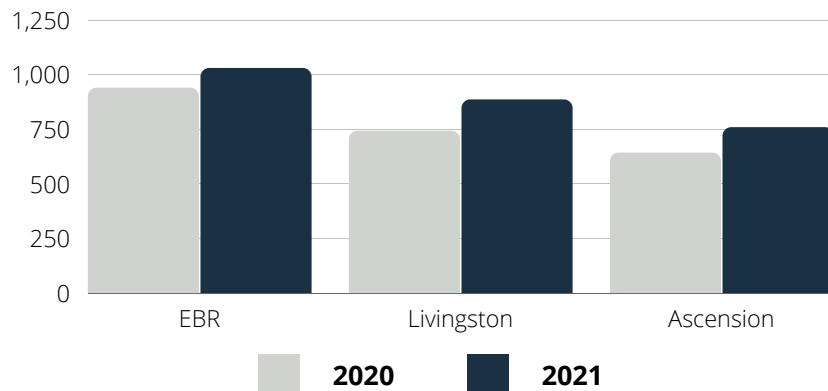
Source: U.S. Census Bureau (2021)

BUILDING PERMITS

AS OF AUGUST 2021

On a year-to-date basis, **total single-family building permits in Greater Baton Rouge** are up to **3,099** over the past 12 months ending in August 2021, a **+20.2%** change compared to 2,578 in 2020.

Permits by Parish YOY



Source: State of the Cities Data Systems (SOCDS) Building Permits Database via HUD. Data on permits collected in the Census Bureau's Building Permits Survey.

Note: The above permit numbers are YTD through August 31, 2021, compared to same period last year.

JOBS

AS OF AUGUST 2021



The Louisiana unemployment rate for August 2021 is **6.2%**; for Baton Rouge MSA it is **5.0%**.

Construction employment in Louisiana **increased by 0.68%** between July and August 2021. Total employment in construction is **117,300** statewide.

While the construction industry in Greater Baton Rouge **lost 600 jobs** over the month (OTM), it has **gained 3,300 jobs** over the year (OTY). Residential construction **gained 100 jobs** OTM, heavy and civil engineering gained **100 jobs** OTM, and specialty trade contractors also **added 400 jobs** OTM.

Source: Louisiana Workforce Commission. 2021, August Workforce At A Glance bulletin, September 24, 2021.