


Greater Baton Rouge Area Housing Stats


November 2021

MONTH'S SUPPLY OF HOUSING INVENTORY

AS OF OCTOBER 2021

 Greater Baton Rouge had **1.3 months' supply** of inventory (-51.9% from 2.7 a year ago)

 East Baton Rouge Parish had **1.4 months' supply** of inventory (-51.7% from 2.9 a year ago)

 Ascension Parish had **0.9 months' supply** of inventory (-57.1% from 2.1 a year ago)

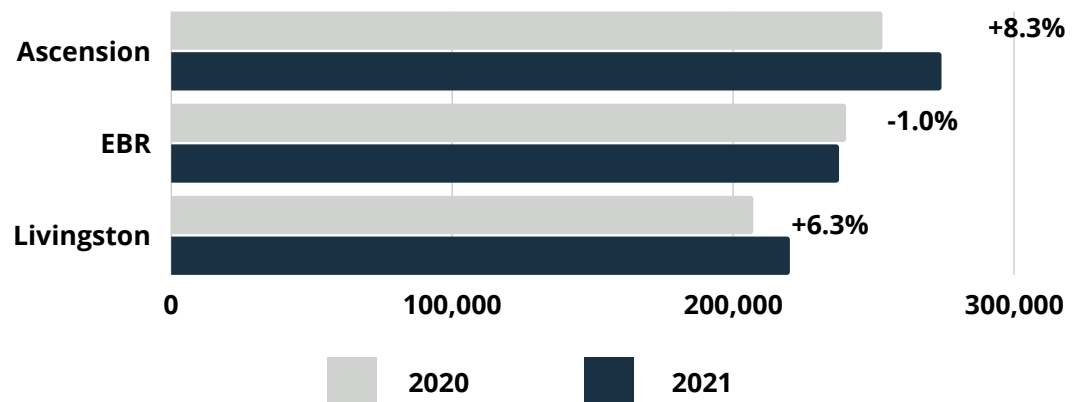
 Livingston Parish had **1.3 months' supply** of inventory (-31.6% from 1.9 a year ago)

Current as of November 10, 2021. All data from the Greater Baton Rouge Association of REALTORS® MLS. Report © 2021 ShowingTime. (Date will change based on month).

MEDIAN HOME PRICE

AS OF OCTOBER 2021

In **Greater Baton Rouge**, the **median single-family home price** for October was **\$235,000, +.05%** from October 2020.



- The median price in **Ascension Parish rose +8.1%**, from \$253,000 a year ago to \$273,975.
- The median price in **East Baton Rouge Parish decreased -1.0%**, from \$240,000 a year ago to \$237,500.
- The median price in **Livingston Parish rose +6.3%**, from \$207,000 a year ago to \$220,000.

Current as of November 10, 2021. All data from the Greater Baton Rouge Association of REALTORS® MLS. Report © 2021 ShowingTime. (Date will change based on month).

POPULATION



According to the most recent U.S. census, the Greater Baton Rouge population is **roughly 850,000**. Statistics on the most populated parishes are as follows:

- East Baton Rouge: **456,781**
- Livingston: **142,282**
- Ascension: **126,500**

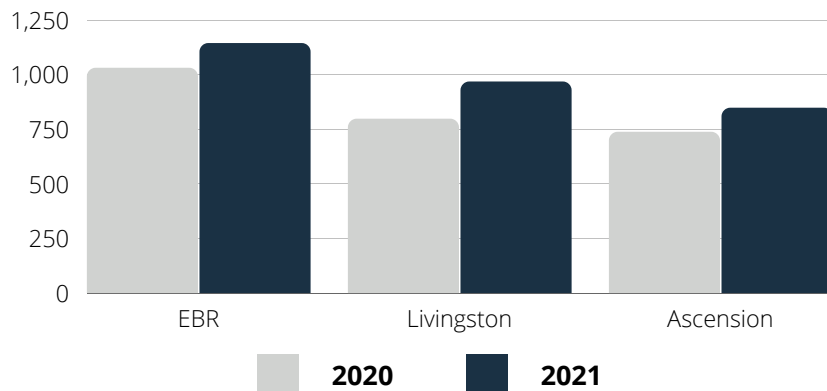
Source: U.S. Census Bureau (2021)

BUILDING PERMITS

AS OF SEPTEMBER 2021

On a year-to-date basis, **total single-family building permits in Greater Baton Rouge** are up to **3,426** ending in September 2021, a **+13%** change compared to 2,972 in 2020.

Permits by Parish YOY



Source: State of the Cities Data Systems (SOCDS) Building Permits Database via HUD. Data on permits collected in the Census Bureau's Building Permits Survey.

Note: The above permit numbers are YTD through September 30, 2021, compared to same period last year.

JOBS

AS OF SEPTEMBER 2021



The Louisiana unemployment rate for September 2021 is **5.8%**; for Baton Rouge MSA it is **4.2%**.

Construction employment in Louisiana **decreased by .26%** between August and September 2021. Total employment in construction is **115,900** statewide.

Construction lost **500 jobs** over the month (OTM), and **lost 900** over the year (OTY). Residential construction **stayed at 6,000 jobs** OTM, heavy and civil engineering gained **900 jobs** OTM, and specialty trade contractors **lost 1,200 jobs** OTM.

Source: Louisiana Workforce Commission. 2021, September Workforce At A Glance bulletin, October 29, 2021.