



Greater Baton Rouge Area Housing Stats

December 2021

MONTH'S SUPPLY OF HOUSING INVENTORY

AS OF NOVEMBER 2021

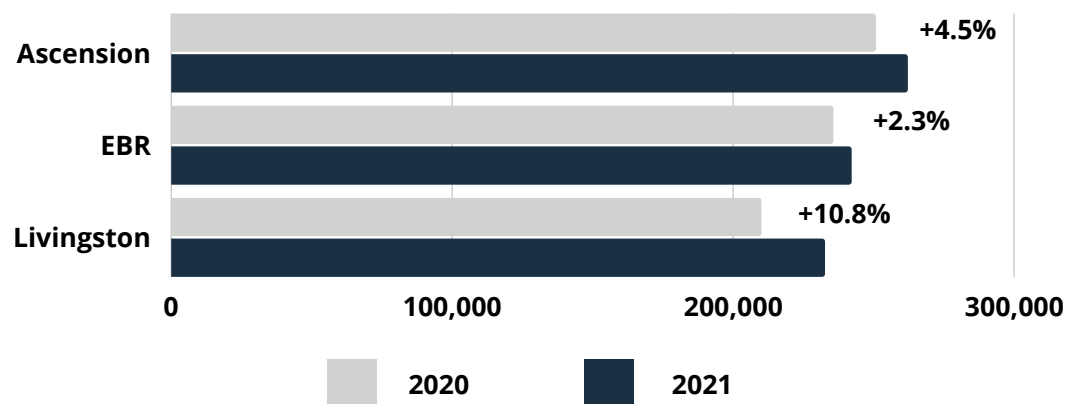
-  Greater Baton Rouge had **1.2 months' supply** of inventory (-52% from 2.5 a year ago)
-  East Baton Rouge Parish had **1.3 months' supply** of inventory (-51.9% from 2.7 a year ago)
-  Ascension Parish had **0.8 months' supply** of inventory (-55.6% from 1.8 a year ago)
-  Livingston Parish had **1.1 months' supply** of inventory (-38.9% from 1.8 a year ago)

Current as of November 10, 2021. All data from the Greater Baton Rouge Association of REALTORS® MLS. Report © 2021 ShowingTime. (Date will change based on month).

MEDIAN HOME PRICE

AS OF NOVEMBER 2021

In **Greater Baton Rouge**, the **median single-family home price** for November was **\$245,000, +5.2%** from November 2020.



- The median price in **Ascension Parish rose +4.5%**, from \$250,640 a year ago to \$262,000.
- The median price in **East Baton Rouge Parish rose +2.3%**, from \$236,000 a year ago to \$242,000.
- The median price in **Livingston Parish rose +10.8%**, from \$209,900 a year ago to \$232,510.

Current as of December 10, 2021. All data from the Greater Baton Rouge Association of REALTORS® MLS. Report © 2021 ShowingTime. (Date will change based on month).

POPULATION



According to the most recent U.S. census, the Greater Baton Rouge population is **roughly 850,000**. Statistics on the most populated parishes are as follows:

- East Baton Rouge: **456,781**
- Livingston: **142,282**
- Ascension: **126,500**

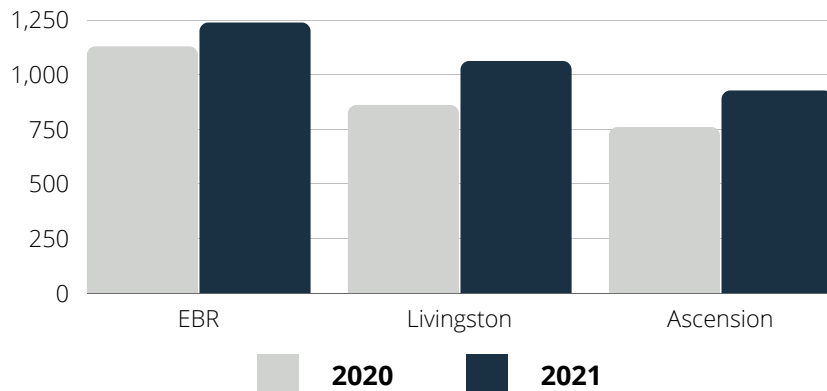
Source: U.S. Census Bureau (2021)

BUILDING PERMITS

AS OF OCTOBER 2021

On a year-to-date basis, **total single-family building permits in Greater Baton Rouge** are up to **3,738** ending in October 2021, a **+13.5%** change compared to **3,235** in 2020.

Permits by Parish YOY



Source: State of the Cities Data Systems (SOCDS) Building Permits Database via HUD. Data on permits collected in the Census Bureau's Building Permits Survey.

Note: The above permit numbers are YTD through October 31, 2021, compared to same period last year.

JOBS

AS OF OCTOBER 2021



The Louisiana unemployment rate for October 2021 is **5.4%**; for Baton Rouge MSA it is **3.7%**.

Construction employment in Louisiana **increased by 8%** between September and October 2021. Total employment in construction is **123,700** statewide.

Construction gained **9,800 jobs** over the month (OTM), and added **6,100 jobs** over the year (OTY). Residential construction **increased to 6,200 jobs** OTM, heavy and civil engineering gained **4,400 jobs** OTM, and specialty trade contractors **gained 4,700** OTM.

Source: Louisiana Workforce Commission. 2021, October Workforce At A Glance bulletin, December 1, 2021.