



Greater Baton Rouge Area Housing Stats

February 2022

MONTH'S SUPPLY OF HOUSING INVENTORY

AS OF JANUARY 2022

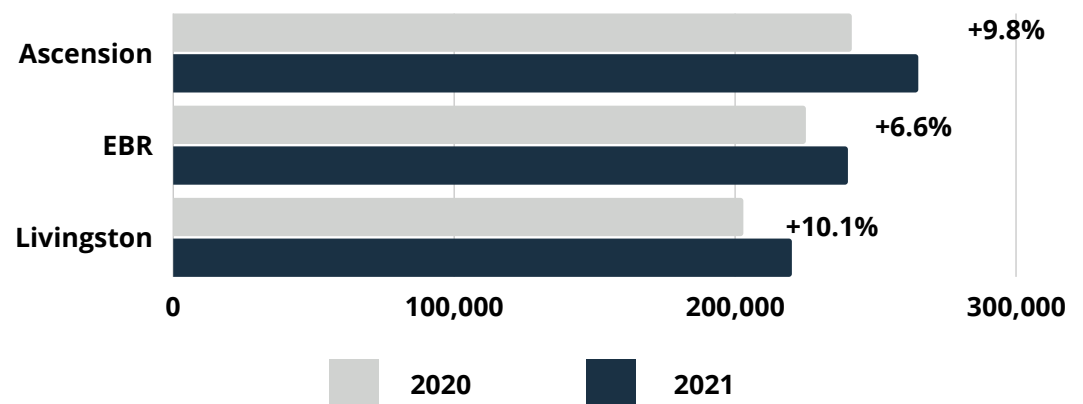
-  Greater Baton Rouge had **1.0 months' supply** of inventory (-56.5% from 2.3 a year ago)
-  East Baton Rouge Parish had **1.2 months' supply** of inventory (-48.5% from 2.5 a year ago)
-  Ascension Parish had **0.5 months' supply** of inventory (-64.3% from 1.4 a year ago)
-  Livingston Parish had **1.0 months' supply** of inventory (-37.5% from 1.6 a year ago)

Current as of February 10, 2022. All data from the Greater Baton Rouge Association of REALTORS® MLS. Report © 2022 Showing Time. (Date will change based on month).

MEDIAN HOME PRICE

AS OF JANUARY 2022

In **Greater Baton Rouge**, the **median single-family home price** for January was **\$239,000, +8.4%** from January 2021.



- The median price in **Ascension Parish rose +9.8%**, from \$241,350 a year ago to \$265,000.
- The median price in **East Baton Rouge Parish rose +6.6%**, from \$225,000 a year ago to \$239,950.
- The median price in **Livingston Parish rose +10.1%**, from \$202,750 a year ago to \$223,210.

Current as of February 10, 2022. All data from the Greater Baton Rouge Association of REALTORS® MLS. Report © 2022 ShowingTime. (Date will change based on month).

POPULATION



According to the most recent U.S. census, the Greater Baton Rouge population is **roughly 850,000**. Statistics on the most populated parishes are as follows:

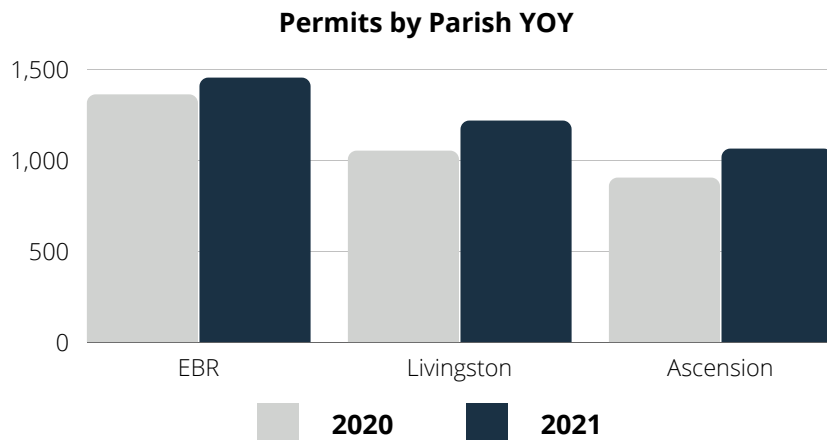
- East Baton Rouge: **456,781**
- Livingston: **142,282**
- Ascension: **126,500**

Source: U.S. Census Bureau (2021)

BUILDING PERMITS

AS OF DECEMBER 2021

On a year-to-date basis, **total single-family building permits in Greater Baton Rouge** are up to **4,342** ending in December 2021, a **+12%** change compared to 3,823 in 2020.



Source: State of the Cities Data Systems (SOCDS) Building Permits Database via HUD. Data on permits collected in the Census Bureau's Building Permits Survey.

Note: The above permit numbers are YTD through December 31, 2021, compared to same period last year.

JOBS

AS OF DECEMBER 2021



The Louisiana unemployment rate for November 2021 is **4.8%**; for Baton Rouge MSA it is **3.2%**.

Construction employment in Louisiana **increased by 1.79%** between November and December 2021. Total employment in construction is **119,400** statewide.

Construction gained **3,500 jobs** over the month (OTM), and **lost 1,500** over the year (OTY). Residential construction is at 6,100 jobs, a gain of 100 jobs OTM, and specialty trade contractors **gained 2,100 jobs** OTM.

Source: Louisiana Workforce Commission. 2021, December Workforce At A Glance bulletin, February 1, 2022.