


Greater Baton Rouge Area Housing Stats

April 2022

MONTH'S SUPPLY OF HOUSING INVENTORY

AS OF MARCH 2022

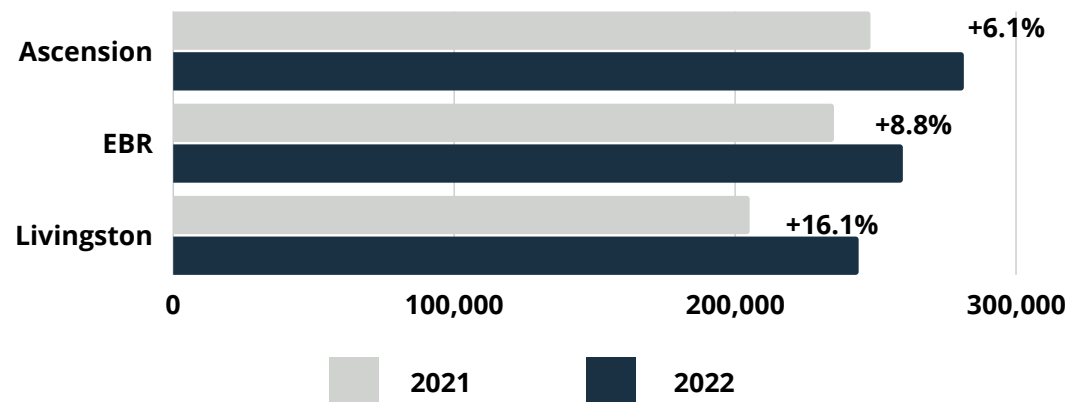
-  Greater Baton Rouge had **1.0 months supply** of inventory (-37.5% from 1.6 a year ago)
-  East Baton Rouge Parish had **1.1 months supply** of inventory (-44.4% from 1.8 a year ago)
-  Ascension Parish had **0.6 months supply** of inventory (-50.0% from 1.32 a year ago)
-  Livingston Parish had **.8 months supply** of inventory (-33.3% from 1.2 a year ago)

Current as of April 10, 2022. All data from the Greater Baton Rouge Association of REALTORS® MLS. Report © 2022 Showing Time. (Date will change based on month).

MEDIAN HOME PRICE

AS OF MARCH 2022

In **Greater Baton Rouge**, the **median single-family home price** for March was **\$250,315, +6.6%** from March 2021.



- The median price in **Ascension Parish rose +6.1%**, from \$269,000 a year ago to \$285,500.
- The median price in **East Baton Rouge Parish rose +8.8%**, from \$234,400 a year ago to \$255,000.
- The median price in **Livingston Parish rose +16.1%**, from \$206,250 a year ago to \$239,518.

Current as of April 10, 2022. All data from the Greater Baton Rouge Association of REALTORS® MLS. Report © 2022 ShowingTime. (Date will change based on month).

POPULATION



According to the most recent U.S. census, the Greater Baton Rouge population is **roughly 850,000**. Statistics on the most populated parishes are as follows:

- East Baton Rouge: **456,781**
- Livingston: **142,282**
- Ascension: **126,500**

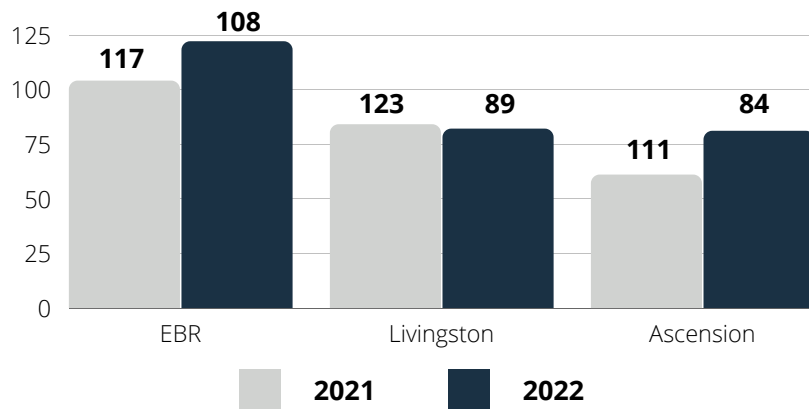
Source: U.S. Census Bureau (2020)

BUILDING PERMITS

AS OF FEBRUARY 2022

In February 2022, **349 total single-family building permits in Greater Baton Rouge** were pulled, a **-13.5%** decrease compared to **396 total** in February 2021.

Permits by Parish
(February 2021 & 2022)



Source: State of the Cities Data Systems (SOCDS) Building Permits Database via HUD. Data on permits collected in the Census Bureau's Building Permits Survey.

Note: The above permit numbers are a comparison of February 2021 vs February 2022.

JOBS

AS OF FEBRUARY 2022



The Louisiana unemployment rate for February 2022 is **4.3%**; for Baton Rouge MSA it is **3.4%**.

Construction employment in Louisiana **remained the same** between January and February 2022. Total employment in construction is **131,800** statewide.

Construction gained **2,400 jobs** over the month (OTM), and **gained 9,400** over the year (OTY). Residential construction is at 6,800 jobs, an increase of 100 jobs OTM, and specialty trade contractors **gained 1,300 jobs** OTM and **gained 5,000 jobs** OTY.

Source: Louisiana Workforce Commission. 2022, January Workforce At A Glance bulletin, April 1, 2022.