


# Greater Baton Rouge Area Housing Stats

## March 2022

### MONTH'S SUPPLY OF HOUSING INVENTORY

AS OF FEBRUARY 2022

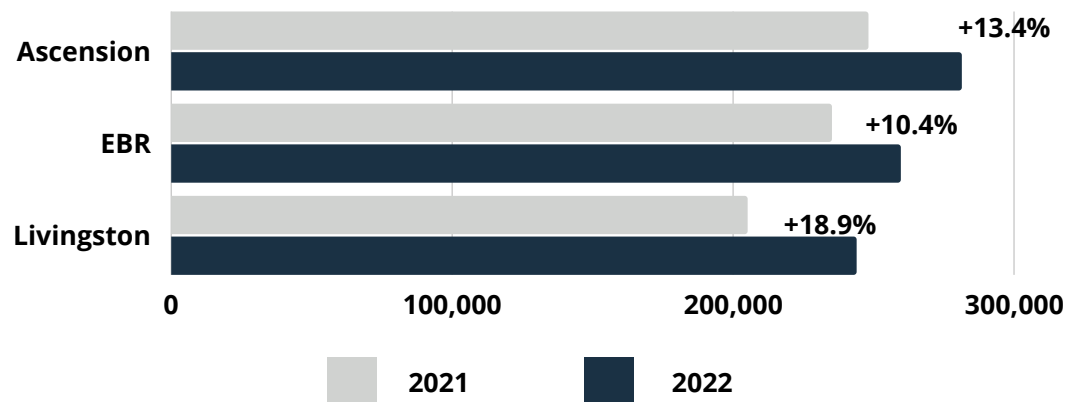
-  Greater Baton Rouge had **1.0 months supply** of inventory ( -44.4% from 1.8 a year ago)
-  East Baton Rouge Parish had **1.1 months supply** of inventory (-45.0% from 2.0 a year ago)
-  Ascension Parish had **0.5 months supply** of inventory (-61.5% from 1.3 a year ago)
-  Livingston Parish had **.8 months supply** of inventory (-33.3% from 1.2 a year ago)

*Current as of March 18, 2022. All data from the Greater Baton Rouge Association of REALTORS® MLS. Report © 2022 Showing Time. (Date will change based on month).*

### MEDIAN HOME PRICE

AS OF FEBRUARY 2022

In **Greater Baton Rouge**, the **median single-family home price** for February was **\$254,000, +10.5%** from February 2021.



- The median price in **Ascension Parish rose +13.4%**, from \$248,000 a year ago to \$281,210.
- The median price in **East Baton Rouge Parish rose +10.4%**, from \$235,000 a year ago to \$259,500.
- The median price in **Livingston Parish rose +18.9%**, from \$205,000 a year ago to \$243,765.

*Current as of March 18, 2022. All data from the Greater Baton Rouge Association of REALTORS® MLS. Report © 2022 ShowingTime. (Date will change based on month).*

## POPULATION



According to the most recent U.S. census, the Greater Baton Rouge population is **roughly 850,000**. Statistics on the most populated parishes are as follows:

- East Baton Rouge: **456,781**
- Livingston: **142,282**
- Ascension: **126,500**

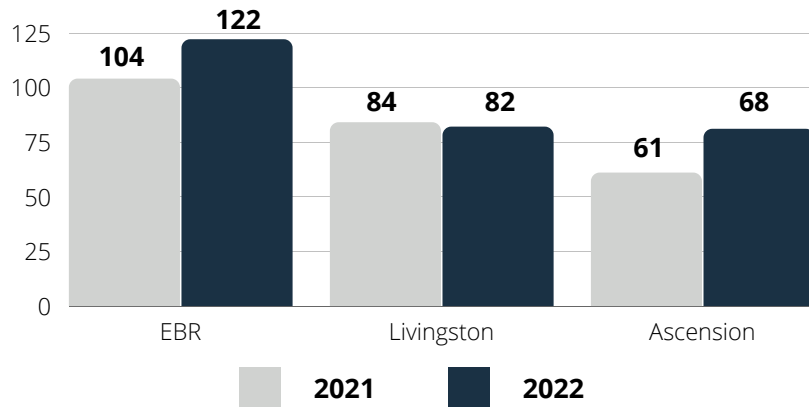
Source: U.S. Census Bureau (2021)

## BUILDING PERMITS

AS OF JANUARY 2022

In January 2022, **341 total single-family building permits in Greater Baton Rouge** were pulled, a **+22%** increase compared to **280 total** in January 2021.

Permits by Parish  
(January 2021 & 2022)



Source: State of the Cities Data Systems (SOCDS) Building Permits Database via HUD. Data on permits collected in the Census Bureau's Building Permits Survey.

Note: The above permit numbers are a comparison of January 2021 vs January 2022.

## JOBS

AS OF JANUARY 2022



The Louisiana unemployment rate for January 2022 is **4.3%**; for Baton Rouge MSA it is **3.8%**.

Construction employment in Louisiana **decreased by 2.09%** between December 2021 and January 2022. Total employment in construction is **130,700** statewide.

Construction lost **6,000 jobs** over the month (OTM), but **gained 8,300** over the year (OTY). Residential construction is at 6,600 jobs, a loss of 200 jobs OTM, and specialty trade contractors **lost 3,400 jobs** OTM but **gained 3,500 jobs** OTY.

Source: Louisiana Workforce Commission. 2022, January Workforce At A Glance bulletin, March 14, 2022.