



Greater Baton Rouge Area Housing Stats

May 2022


MONTH'S SUPPLY OF HOUSING INVENTORY

AS OF APRIL 2022

 Greater Baton Rouge had **1.1 months supply** of inventory (-8.3% from 1.2 a year ago)

 East Baton Rouge Parish had **1.2 months supply** of inventory (-25.0% from 1.6 a year ago)

 Ascension Parish had **0.7 months supply** of inventory (-36.4% from 1.1 a year ago)

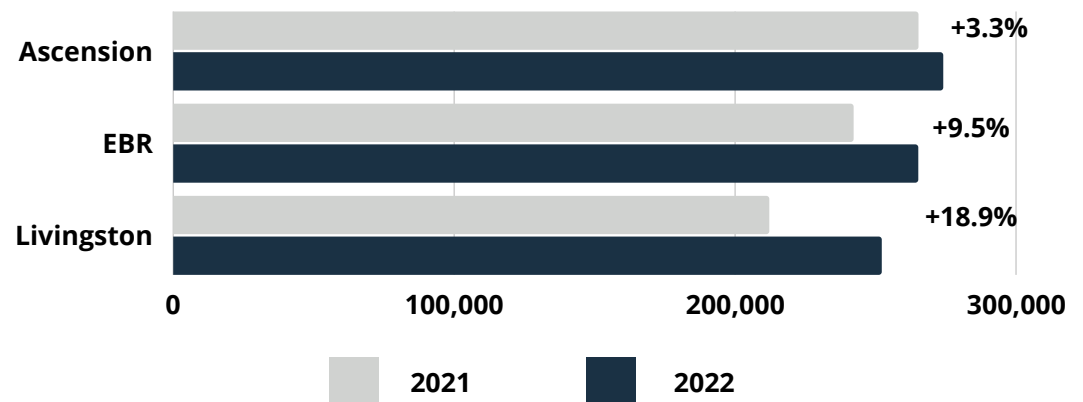
 Livingston Parish had **1.1 months supply** of inventory (-8.3% from 1.2 a year ago)

Current as of May10, 2022. All data from the Greater Baton Rouge Association of REALTORS® MLS. Report © 2022 Showing Time. (Date will change based on month).

MEDIAN HOME PRICE

AS OF APRIL 2022

In **Greater Baton Rouge**, the **median single-family home price** for April was **\$252,000, +18.9%** from April 2021.



- The median price in **Ascension Parish rose +3.3%**, from \$265,080 a year ago to \$273,885.
- The median price in **East Baton Rouge Parish rose +9.5%**, from \$242,000 a year ago to \$265,000.
- The median price in **Livingston Parish rose +18.9%**, from \$212,000 a year ago to \$252,000.

Current as of May10, 2022. All data from the Greater Baton Rouge Association of REALTORS® MLS. Report © 2022 ShowingTime. (Date will change based on month).

POPULATION



According to the most recent U.S. census, the Greater Baton Rouge population is **roughly 850,000**. Statistics on the most populated parishes are as follows:

- East Baton Rouge: **456,781**
- Livingston: **142,282**
- Ascension: **126,500**

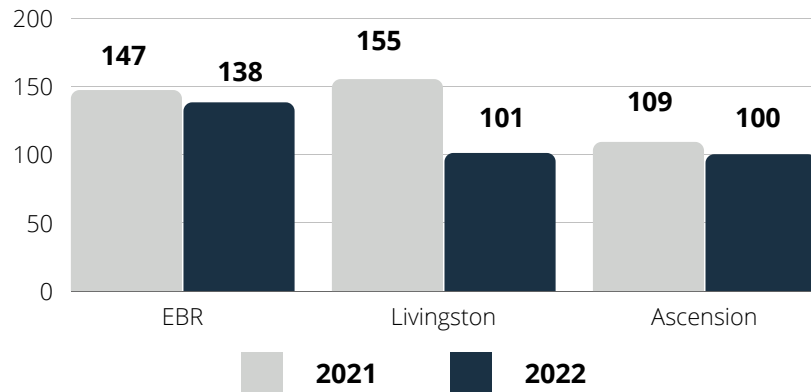
Source: U.S. Census Bureau (2020)

BUILDING PERMITS

AS OF MARCH 2022

In March 2022, **400 total single-family building permits in Greater Baton Rouge** were pulled, a **-17%** decrease compared to **468 total** in March 2021.

Permits by Parish
(March 2021 & 2022)



Source: State of the Cities Data Systems (SOCDS) Building Permits Database via HUD. Data on permits collected in the Census Bureau's Building Permits Survey.

Note: The above permit numbers are a comparison of March 2021 vs March 2022.

JOBS

AS OF MARCH 2022



The Louisiana unemployment rate for March 2022 is **4.2%**; for Baton Rouge MSA it is **3.4%**.

Construction employment in Louisiana **increased by 1,700 jobs** between February and March 2022. Total employment in construction is **134,300** statewide.

Construction gained **2,500 jobs** over the month (OTM), and **gained 8,800** over the year (OTY). Residential construction is at 6,900 jobs, an increase of 100 jobs OTM, and specialty trade contractors **lost -400 jobs** OTM and **gained 2,800 jobs** OTY.

Source: Louisiana Workforce Commission. 2022, January Workforce At A Glance bulletin, April 22, 2022.