

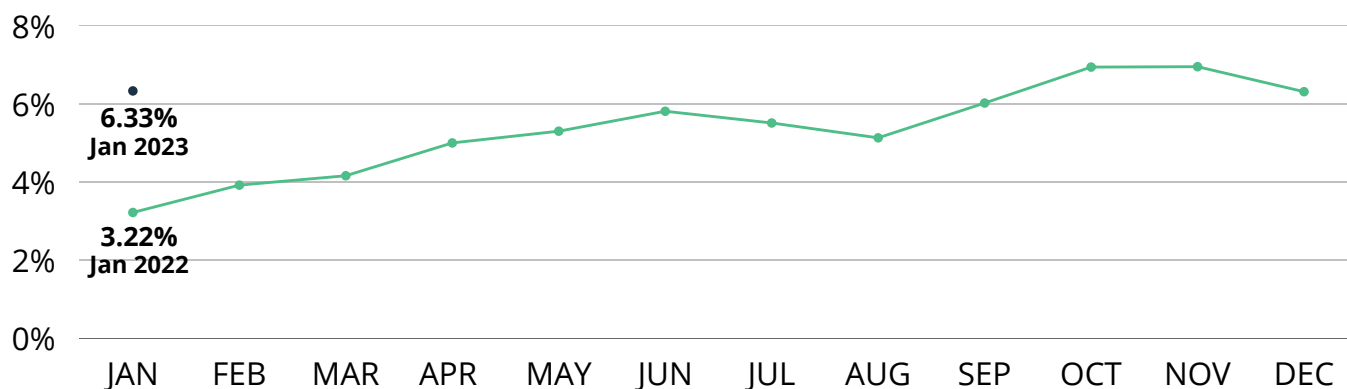
GREATER BATON ROUGE HOUSING STATS

HBA
JANUARY 2023



FREDDIE MAC 30-YEAR FIXED MORTGAGE RATE

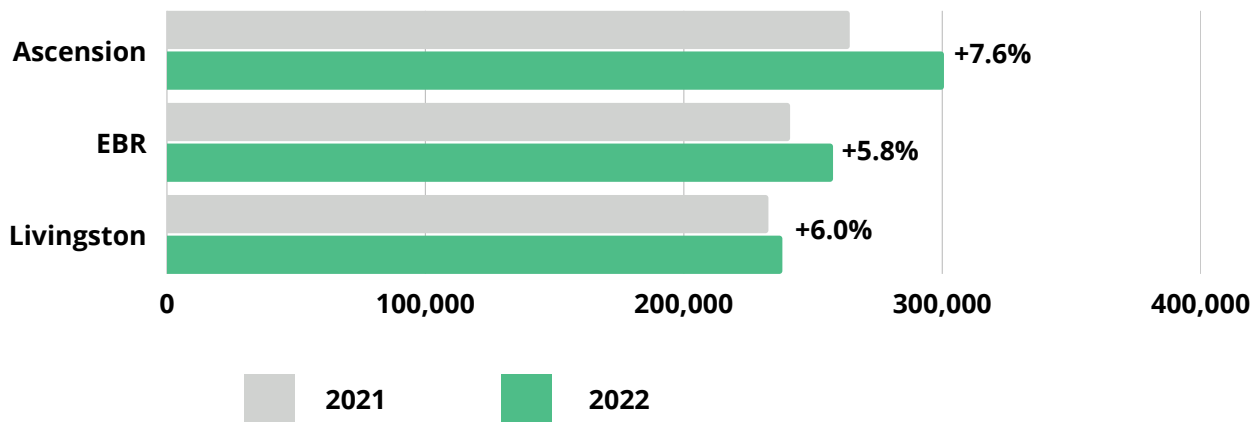
For the week of January 13, 2023, the Freddie Mac 30-year fixed mortgage rate was **6.33%**. During the week of **January 13, 2022**, the fixed mortgage rate was **3.22%**.



Current as of January 13, 2023. Freddie Mac 30-year fixed mortgage rate data provided by Assurance Financial.

MEDIAN HOME PRICE AS OF DECEMBER 2022

In **Greater Baton Rouge**, the **median single-family home price** for December was **\$255,000**, an increase of **6.3%** from December 2021.



- The median price in **Ascension Parish** rose **+7.6%**, from \$263,000 a year ago to **\$283,020**.
- The median price in **East Baton Rouge Parish** rose **+5.8%**, from \$240,000 a year ago to **\$254,000**.
- The median price in **Livingston Parish** rose **+6.0%**, from \$230,000 a year ago to **\$243,900**.


Current as of January 18, 2023. All data from the Greater Baton Rouge Association of REALTORS® MLS. Report © 2023 ShowingTime. (Date will change based on month).


GREATER BATON ROUGE HOUSING STATS


HBA
JANUARY 2023




MONTH'S SUPPLY OF HOUSING INVENTORY AS OF DECEMBER 2022

 Greater Baton Rouge had **2.5 months supply** of inventory (+108.3% from 1.2 a year ago)

 Ascension Parish had **1.8 months supply** of inventory (+157.1% from 0.7 a year ago)

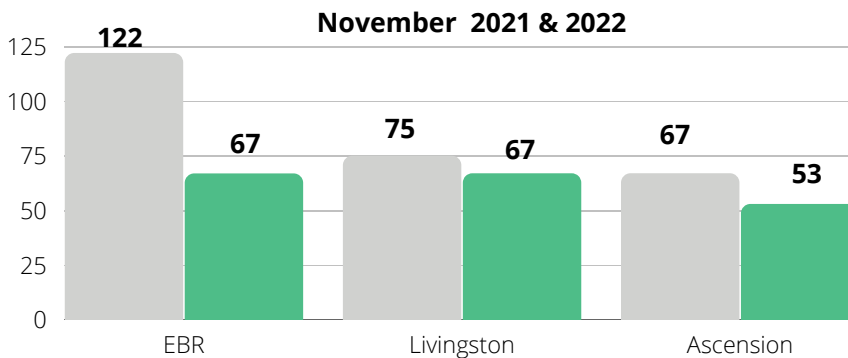
 East Baton Rouge Parish had **2.5 months supply** of inventory (+92.3% from 1.3 a year ago)

 Livingston Parish had **2.2 months supply** of inventory (+83.3% from 1.2 a year ago)

Current as of January 18, 2023.. All data from the Greater Baton Rouge Association of REALTORS® MLS. Report © 2023 Showing Time. (Date will change based on month).

BUILDING PERMITS AS OF NOVEMBER 2022

In November 2022, **225 total single-family building permits in Greater Baton Rouge** were pulled, a **decrease of 30%** compared to November 2021.



Source: State of the Cities Data Systems (SOCDS) Building Permits Database via HUD. Data on permits collected in the Census Bureau's Building Permits Survey. Note: The above permit numbers are a comparison of November 2021 vs November 2022.

POPULATION

According to the most recent U.S. census, the Greater Baton Rouge population is **roughly 850,000**. Statistics on the most populated parishes are as follows:

- East Baton Rouge: **456,781**
- Livingston: **142,282**
- Ascension: **126,500**



JOBS

The Louisiana unemployment rate for November 2022 is **3.3%**; for Baton Rouge MSA it is **2.6%**.

Construction employment in Louisiana gained **3,400 jobs** between November and December 2022, but lost **1,300 jobs** over the year. Total employment in construction is **128,400** statewide.

Residential construction is at **6,900 jobs**, an increase of 100 jobs OTM, and specialty trade contractors gained **800 jobs** OTM and lost **1,700 jobs** OTY.