

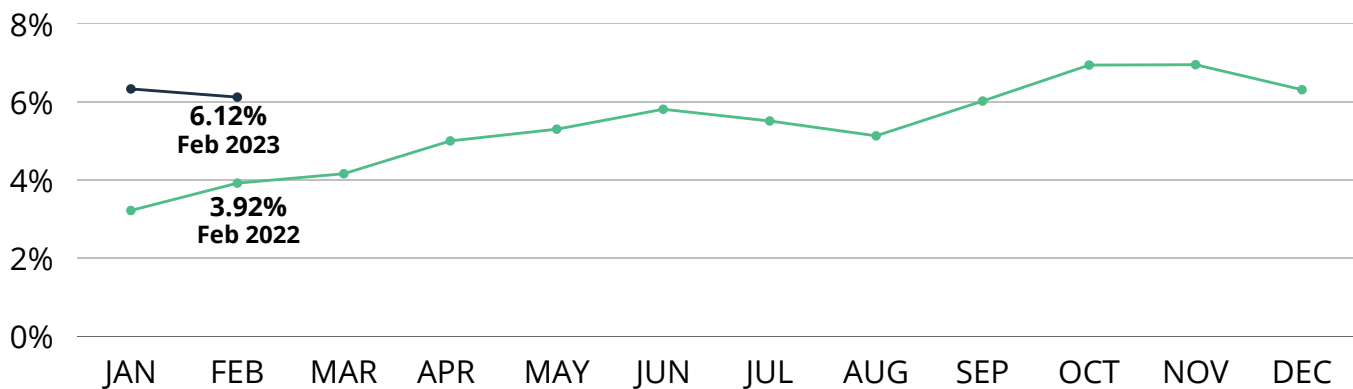
# GREATER BATON ROUGE HOUSING STATS

**HBA**  
FEBRUARY 2023



## FREDDIE MAC 30-YEAR FIXED MORTGAGE RATE

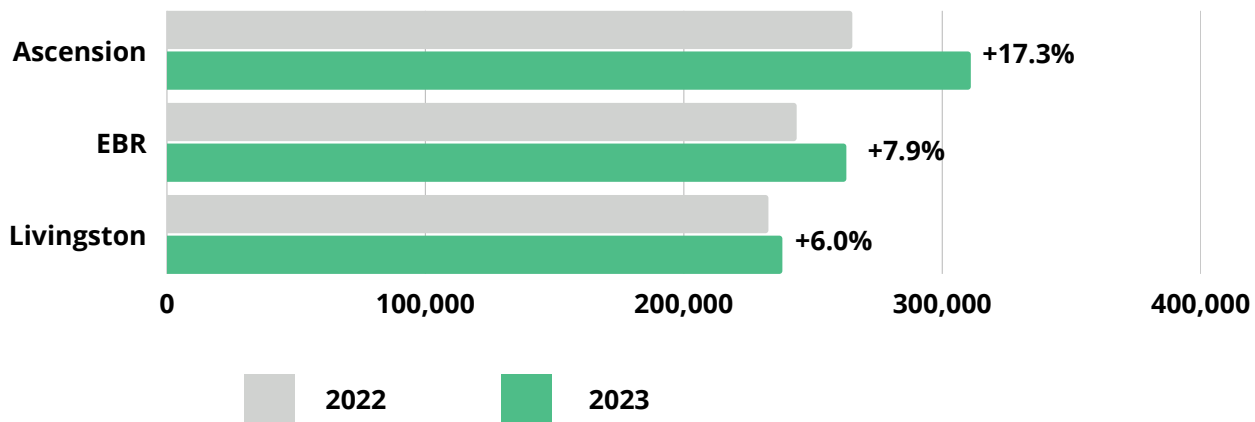
For the week of February 13, 2023, the Freddie Mac 30-year fixed mortgage rate was **6.12%**. During the week of **February 13, 2022**, the fixed mortgage rate was **3.92%**.



Current as of February 15, 2023. Freddie Mac 30-year fixed mortgage rate data provided by Assurance Financial.

## MEDIAN HOME PRICE AS OF JANUARY 2023

In **Greater Baton Rouge**, the **median single-family home price** for January was **\$255,000**, an increase of **6.4%** from January 2022.



- The median price in **Ascension Parish** rose **+17.3%**, from \$265,000 a year ago to **\$310,815**.
- The median price in **East Baton Rouge Parish** rose **+5.8%**, from \$243,450 a year ago to **\$262,658**.
- The median price in **Livingston Parish** rose **+0.4%**, from \$224,105 a year ago to **\$225,000**.


Current as of February 15, 2023. All data from the Greater Baton Rouge Association of REALTORS® MLS. Report © 2023 ShowingTime. (Date will change based on month).


# GREATER BATON ROUGE HOUSING STATS


**HBA**  
FEBRUARY 2023




## MONTH'S SUPPLY OF HOUSING INVENTORY AS OF JANUARY 2023

 Greater Baton Rouge had **2.6 months supply** of inventory (+136.4% from 1.1 a year ago)

 Ascension Parish had **2.1 months supply** of inventory (+250% from 0.6 a year ago)

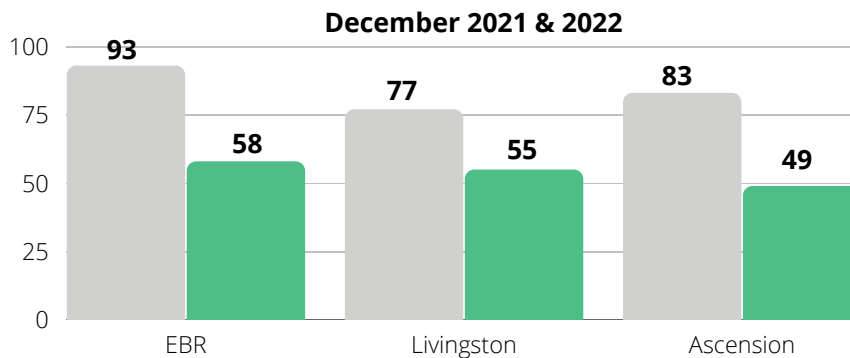
 East Baton Rouge Parish had **2.7 months supply** of inventory (+125% from 1.2 a year ago)

 Livingston Parish had **2.2 months supply** of inventory (+83.3% from 1.2 a year ago)

Current as of February 15, 2023.. All data from the Greater Baton Rouge Association of REALTORS® MLS. Report © 2023 Showing Time. (Date will change based on month).

## BUILDING PERMITS AS OF DECEMBER 2022

In December 2022, **197 total single-family building permits in Greater Baton Rouge** were pulled, a **decrease of 34%** compared to **299** in December 2021.



Source: State of the Cities Data Systems (SOCDS) Building Permits Database via HUD. Data on permits collected in the Census Bureau's Building Permits Survey. Note: The above permit numbers are a comparison of December 2021 vs December 2022.

## POPULATION

According to the most recent U.S. census, the Greater Baton Rouge population is **roughly 850,000**. Statistics on the most populated parishes are as follows:

- East Baton Rouge: **456,781**
- Livingston: **142,282**
- Ascension: **126,500**



## JOBS

The Louisiana unemployment rate for December 2022 is **3.5%**; for Baton Rouge MSA it is **3.0%**.

Construction employment in Louisiana gained **3,300 jobs** between November and December 2022, but lost **1,000 jobs** over the year. Total employment in construction is **132,500** statewide.

Residential construction is at **7,100 jobs**, an increase of 200 jobs OTM, and specialty trade contractors gained **2,100 jobs** OTM and lost **1,800 jobs** OTY.