

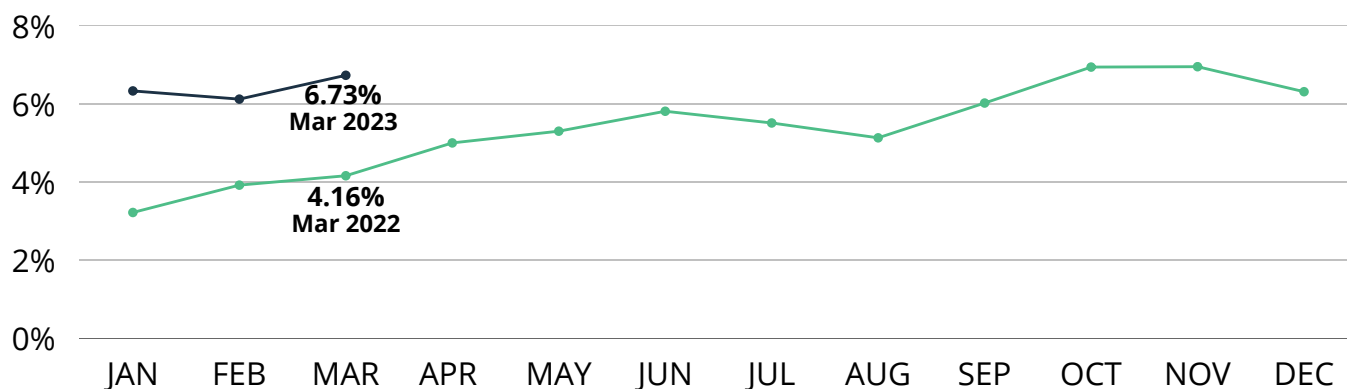
# GREATER BATON ROUGE HOUSING STATS

**HBA**  
MARCH 2023



## FREDDIE MAC 30-YEAR FIXED MORTGAGE RATE

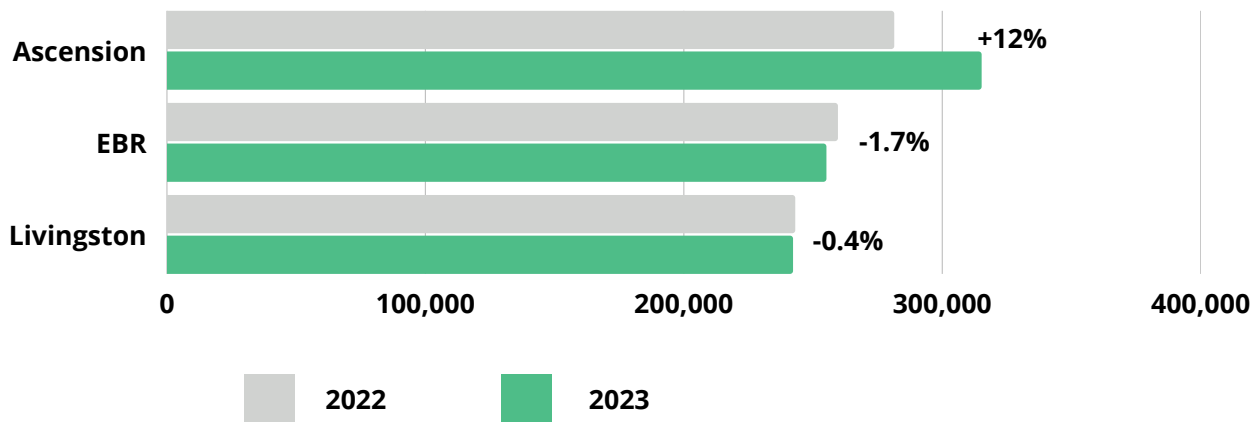
For the week of **March 13, 2023**, the Freddie Mac 30-year fixed mortgage rate was **6.73%**. During the week of **March 13, 2022**, the 30-year fixed mortgage rate was **4.16%**.



Current as of March 15, 2023. Freddie Mac 30-year fixed mortgage rate data provided by Assurance Financial.

## MEDIAN HOME PRICE AS OF FEBRUARY 2023

In **Greater Baton Rouge**, the **median single-family home price** for February was **\$254,308**, an increase of **0.1%** from February 2022.



- The median price in **Ascension Parish rose +12%**, from \$281,210 a year ago to **\$315,000**.
- The median price in **East Baton Rouge Parish fell -1.7%**, from \$259,400 a year ago to **\$254,950**.
- The median price in **Livingston Parish fell -0.4%**, from \$242,883 a year ago to **\$242,030**.

Current as of March 15, 2023. All data from the Greater Baton Rouge Association of REALTORS® MLS. Report © 2023 ShowingTime. (Date will change based on month).

# GREATER BATON ROUGE HOUSING STATS

**HBA**  
MARCH 2023



## MONTH'S SUPPLY OF HOUSING INVENTORY AS OF FEBRUARY 2023

Greater Baton Rouge had **2.7 months supply** of inventory (+145.5% from 1.1 a year ago)

Ascension Parish had **2.2 months supply** of inventory (+266.7% from 0.6 a year ago)

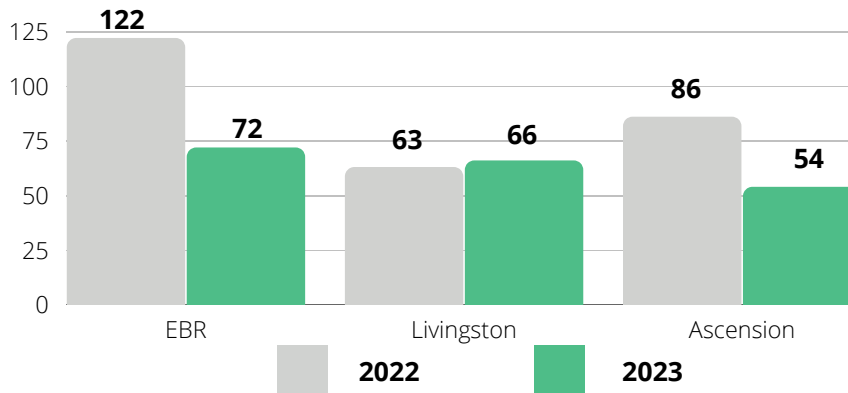
East Baton Rouge Parish had **2.8 months supply** of inventory (+133.3% from 1.2 a year ago)

Livingston Parish had **2.2 months supply** of inventory (+120% from 1.0 a year ago)

Current as of March 15, 2023.. All data from the Greater Baton Rouge Association of REALTORS® MLS. Report © 2023 Showing Time. (Date will change based on month).

## BUILDING PERMITS AS OF JANUARY 2023

In January 2023, **221 total single-family building permits in Greater Baton Rouge** were pulled, a **decrease of 32%** compared to **324** in January 2022.



Source: State of the Cities Data Systems (SOCDS) Building Permits Database via HUD. Data on permits collected in the Census Bureau's Building Permits Survey. Note: The above permit numbers are a comparison of January 2022 vs January 2023.

## POPULATION

According to the most recent U.S. census, the Greater Baton Rouge population is **roughly 850,000**. Statistics on the most populated parishes are as follows:

- East Baton Rouge: **456,781**
- Livingston: **142,282**
- Ascension: **126,500**



## JOBS

The Louisiana unemployment rate for January 2023 is **3.5%**; for Baton Rouge MSA it is **3.0%**.

Construction employment in Louisiana gained **500 jobs** between December 2022 and January 2023, but lost **1,400 jobs** over the year. Total employment in construction is **131,700** statewide.

Residential construction is at **6,800 jobs**, a decrease of **100 jobs** OTM, and specialty trade contractors lost **1,400 jobs** OTM and gained **700 jobs** OTY.