

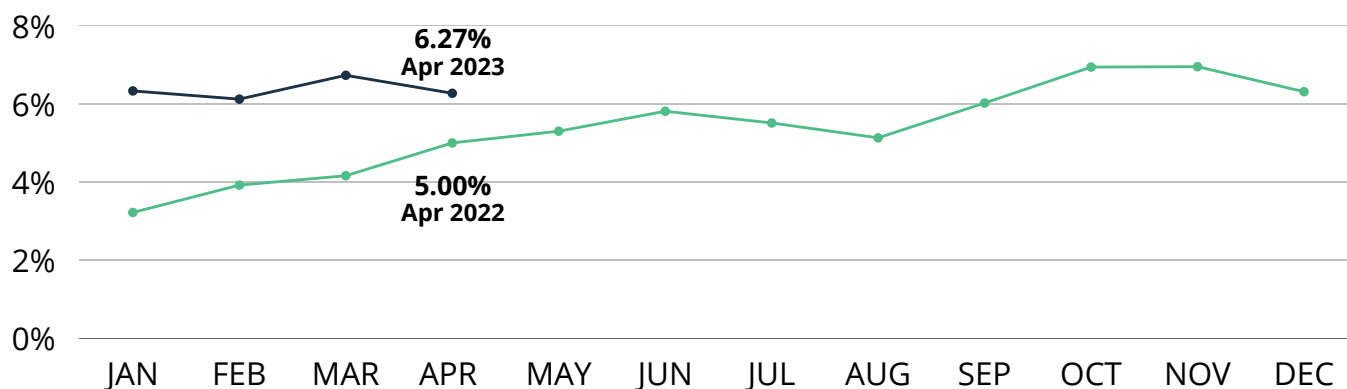
GREATER BATON ROUGE HOUSING STATS

HBA
APRIL 2023



FREDDIE MAC 30-YEAR FIXED MORTGAGE RATE

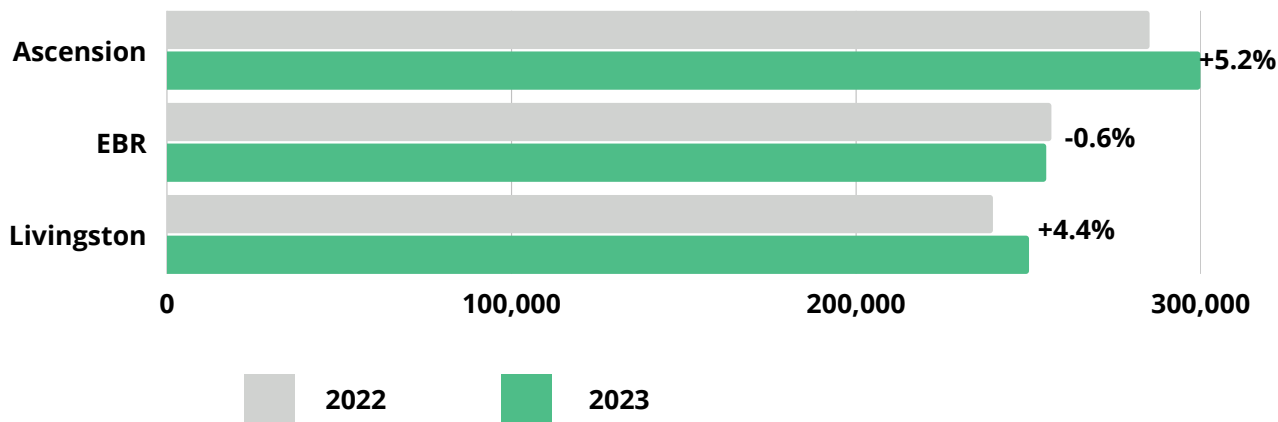
For the week of **April 13, 2023**, the Freddie Mac 30-year fixed mortgage rate was **6.27%**. During the week of **April 13, 2022**, the 30-year fixed mortgage rate was **5.00%**.



Current as of April 17, 2023. Freddie Mac 30-year fixed mortgage rate data provided by Assurance Financial.

MEDIAN HOME PRICE AS OF MARCH 2023

In **Greater Baton Rouge**, the median single-family home price for March was **\$259,900**, an increase of **3.1%** from March 2022.



- The median price in **Ascension Parish rose +5.2%**, from \$285,000 a year ago to **\$299,745**.
- The median price in **East Baton Rouge Parish fell -0.6%**, from \$256,500 a year ago to **\$255,000**.
- The median price in **Livingston Parish rose +4.4%**, from \$239,535 a year ago to **\$250,000**.


Current as of April 17, 2023. All data from the Greater Baton Rouge Association of REALTORS® MLS. Report © 2023 ShowingTime. (Date will change based on month).


GREATER BATON ROUGE HOUSING STATS


HBA
APRIL 2023




MONTH'S SUPPLY OF HOUSING INVENTORY AS OF MARCH 2023

 Greater Baton Rouge had **2.6 months supply** of inventory (+136.4% from 1.1 a year ago)

 Ascension Parish had **2.0 months supply** of inventory (+185.7% from 0.7 a year ago)

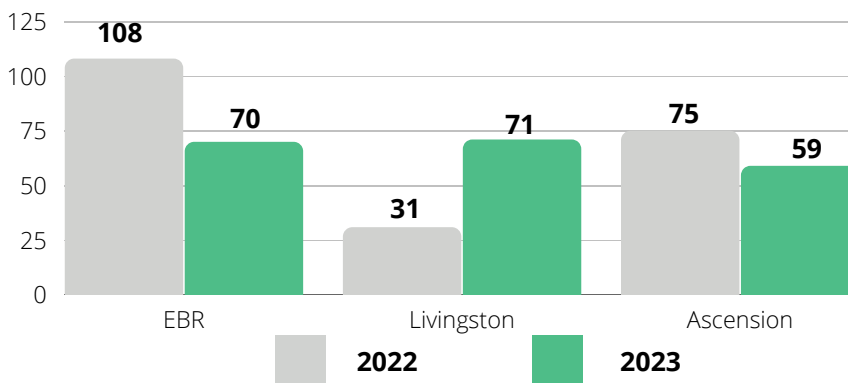
 East Baton Rouge Parish had **2.7 months supply** of inventory (+145.5% from 1.1 a year ago)

 Livingston Parish had **2.0 months supply** of inventory (+100% from 1.0 a year ago)

Current as of April 17, 2023.. All data from the Greater Baton Rouge Association of REALTORS® MLS. Report © 2023 Showing Time. (Date will change based on month).

BUILDING PERMITS AS OF FEBRUARY 2023

In February 2023, **227 total single-family building permits in Greater Baton Rouge** were pulled, a **decrease of 18%** compared to **278** in February 2022.



Source: State of the Cities Data Systems (SOCDS) Building Permits Database via HUD. Data on permits collected in the Census Bureau's Building Permits Survey. Note: The above permit numbers are a comparison of February 2022 vs February 2023.

POPULATION

According to the most recent U.S. census, the Greater Baton Rouge population is **roughly 850,000**. Statistics on the most populated parishes are as follows:

- East Baton Rouge: **456,781**
- Livingston: **142,282**
- Ascension: **126,500**



JOBS

The Louisiana unemployment rate for February 2023 is **3.6%**; for Baton Rouge MSA it is **3.1%**.

Construction employment in Louisiana lost **600 jobs** between January 2023 and February 2023, but gained **5,000 jobs** over the year. Total employment in construction is **136,700** statewide.

Residential construction is at **6,900 jobs**, an increase of **100 jobs OTM**, and specialty trade contractors lost **1,000 jobs OTM** and lost **800 jobs OTY**.