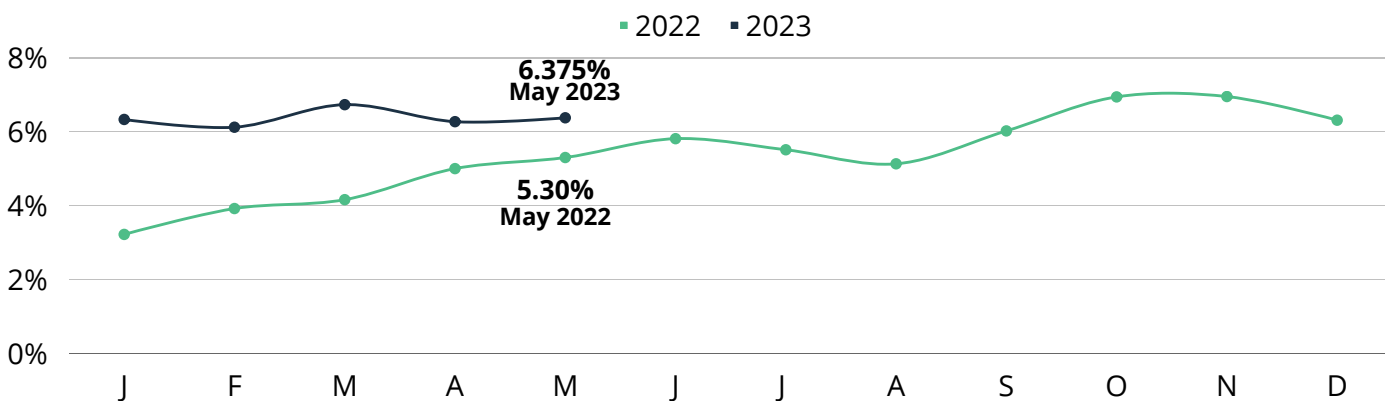


# GREATER BATON ROUGE HOUSING STATS



## FREDDIE MAC 30-YEAR FIXED MORTGAGE RATE

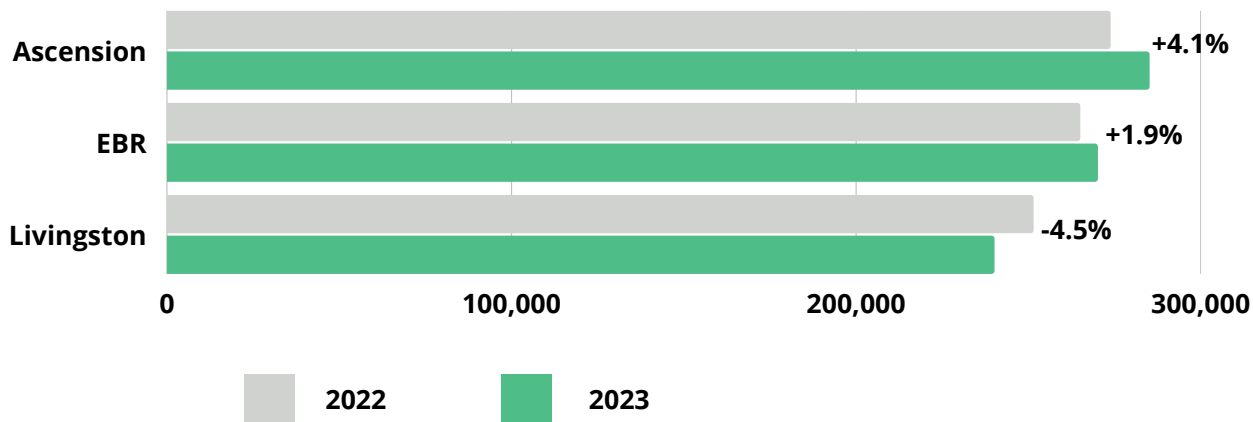
For the week of **May 16, 2023**, the Freddie Mac 30-year fixed mortgage rate was **6.375%**. During the week of May 13, 2022, the 30-year fixed mortgage rate was **5.30%**.



Current as of May 17, 2023. Freddie Mac 30-year fixed mortgage rate data provided by Assurance Financial.

## MEDIAN HOME PRICE AS OF APRIL 2023

In **Greater Baton Rouge**, the median single-family home price for April was **\$260,000**, a **0%** change from April 2022.



- The median price in **Ascension Parish rose +4.1%**, from \$273,706 a year ago to **\$285,000**.
- The median price in **East Baton Rouge Parish rose +1.9%**, from \$264,888 a year ago to **\$270,000**.
- The median price in **Livingston Parish fell -4.5%**, from \$251,330 a year ago to **\$240,000**.


Current as of May 16, 2023. All data from the Greater Baton Rouge Association of REALTORS® MLS. Report © 2023 ShowingTime. (Date will change based on month).


# GREATER BATON ROUGE HOUSING STATS


**HBA**  
MAY 2023




## MONTH'S SUPPLY OF HOUSING INVENTORY AS OF APRIL 2023

 Greater Baton Rouge had **2.8 months supply** of inventory (+115.4% from 1.3 a year ago)

 Ascension Parish had **2.4 months supply** of inventory (+200% from 0.8 a year ago)

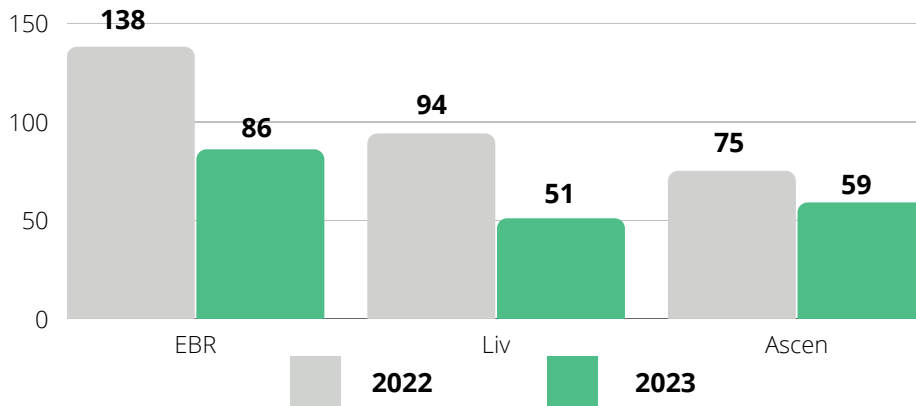
 East Baton Rouge Parish had **2.8 months supply** of inventory (+115.4% from 1.3 a year ago)

 Livingston Parish had **2.3 months supply** of inventory (+76.9% from 1.3 a year ago)

Current as of May 16, 2023.. All data from the Greater Baton Rouge Association of REALTORS® MLS. Report © 2023 Showing Time. (Date will change based on month).

## BUILDING PERMITS AS OF MARCH 2023

In March 2023, **263 total single-family building permits in Greater Baton Rouge** were pulled, a **decrease of 33%** compared to **392** in March 2022.



Source: State of the Cities Data Systems (SOCDS) Building Permits Database via HUD. Data on permits collected in the Census Bureau's Building Permits Survey. Note: The above permit numbers are a comparison of March 2022 vs March 2023.

## POPULATION

According to the most recent U.S. census, the Greater Baton Rouge population is **roughly 850,000**. Statistics on the most populated parishes are as follows:

- East Baton Rouge: **456,781**
- Livingston: **142,282**
- Ascension: **126,500**



## JOBS

The Louisiana unemployment rate for March 2023 is **3.6%**; for Baton Rouge MSA it is **2.9%**.

Construction employment in Louisiana gained **1,100 jobs** between February 2023 and March 2023, and gained **4,600 jobs** over the year. Total employment in construction is **132,900** statewide.

Residential construction is at **6,900 jobs**, with no increase or decrease of jobs OTM, and specialty trade contractors gained **800 jobs** OTM and lost **200 jobs** OTY.