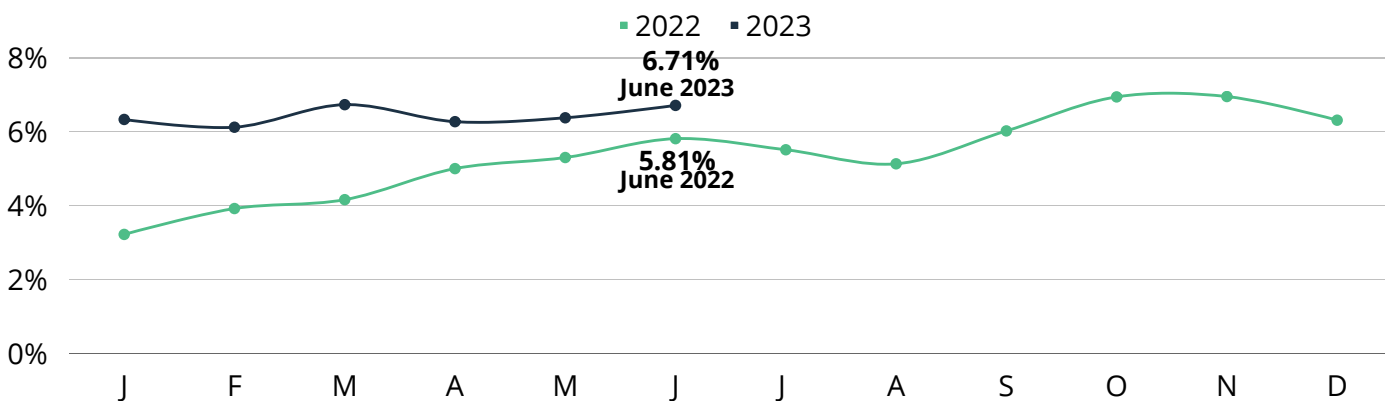


GREATER BATON ROUGE HOUSING STATS



FREDDIE MAC 30-YEAR FIXED MORTGAGE RATE

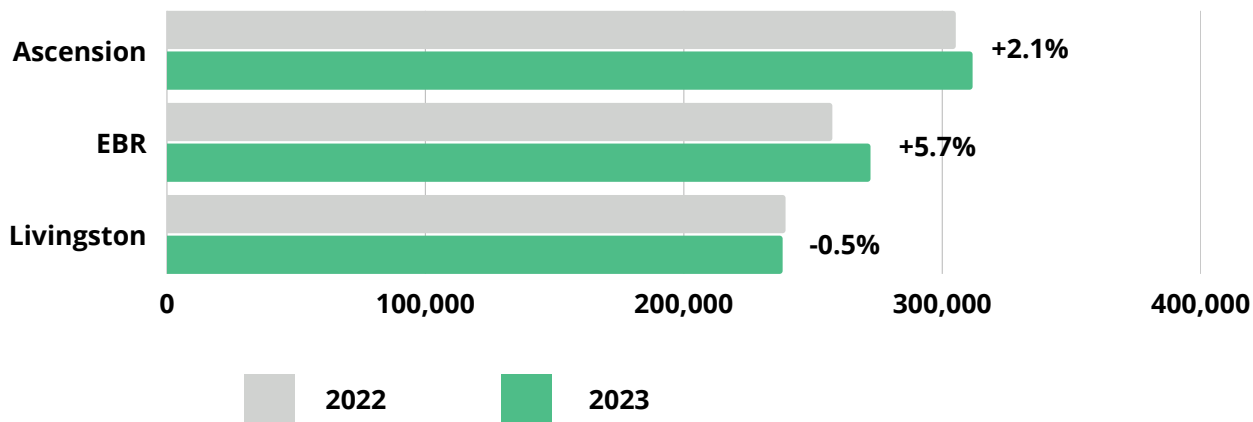
For the week of **June 14, 2023**, the Freddie Mac 30-year fixed mortgage rate was **6.71%**. During the week of June 14, 2022, the 30-year fixed mortgage rate was **5.81%**.



Current as of June 15, 2023. Freddie Mac 30-year fixed mortgage rate data provided by Assurance Financial.

MEDIAN HOME PRICE AS OF MAY 2023

In **Greater Baton Rouge**, the median single-family home price for May was **\$261,480**, a **3.6%** change from May 2022.



- The median price in **Ascension Parish rose +2.1%**, from \$305,000 a year ago to **\$311,500**.
- The median price in **East Baton Rouge Parish rose +5.7%**, from \$257,250 a year ago to **\$272,000**.
- The median price in **Livingston Parish fell -0.5%**, from \$239,130 a year ago to **\$238,000**.


Current as of June 15, 2023. All data from the Greater Baton Rouge Association of REALTORS® MLS. Report © 2023 ShowingTime.


GREATER BATON ROUGE HOUSING STATS


HBA
JUNE 2023




MONTH'S SUPPLY OF HOUSING INVENTORY AS OF MAY 2023

 Greater Baton Rouge had **3.0 months supply** of inventory (+100% from 1.5 a year ago)

 Ascension Parish had **2.6 months supply** of inventory (+136.4% from 1.1 a year ago)

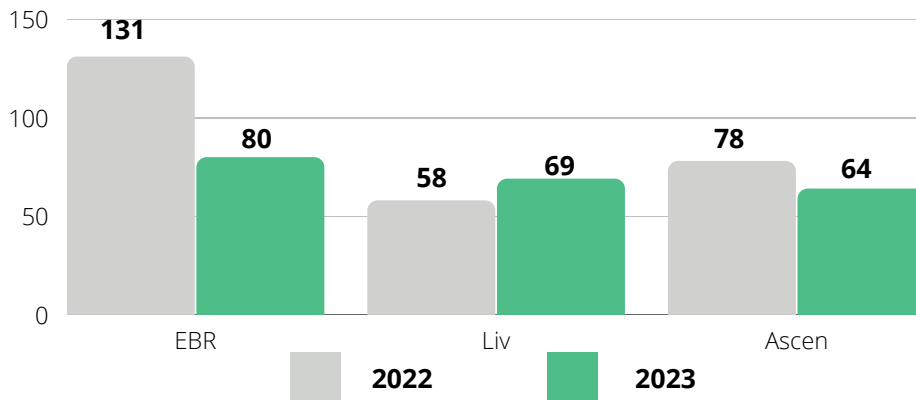
 East Baton Rouge Parish had **3.0 months supply** of inventory (+100% from 1.5 a year ago)

 Livingston Parish had **2.4 months supply** of inventory (+71.4% from 1.4 a year ago)

Current as of June 15, 2023. All data from the Greater Baton Rouge Association of REALTORS® MLS. Report © 2023 Showing Time. (Date will change based on month).

BUILDING PERMITS AS OF APRIL 2023

In April 2023, **250 total single-family building permits in Greater Baton Rouge** were pulled, a **decrease of 25%** compared to **333** in April 2022.



Source: State of the Cities Data Systems (SOCDS) Building Permits Database via HUD. Data on permits collected in the Census Bureau's Building Permits Survey. Note: The above permit numbers are a comparison of April 2022 vs April 2023.

POPULATION

According to the most recent U.S. census, the Greater Baton Rouge population is **roughly 850,000**. Statistics on the most populated parishes are as follows:

- East Baton Rouge: **456,781**
- Livingston: **142,282**
- Ascension: **126,500**



JOBS

The Louisiana unemployment rate for April 2023 is **3.6%**; for Baton Rouge MSA it is **2.8%**.

Construction employment in Louisiana gained **1,800 jobs** between March 2023 and April 2023, and gained **5,700 jobs** over the year. Total employment in construction is **137,600** statewide.

Residential construction is at **7,100 jobs**, with an increase of **200 jobs OTM**, and specialty trade contractors gained **2,300 jobs OTM** and lost **2,000 jobs OTY**.