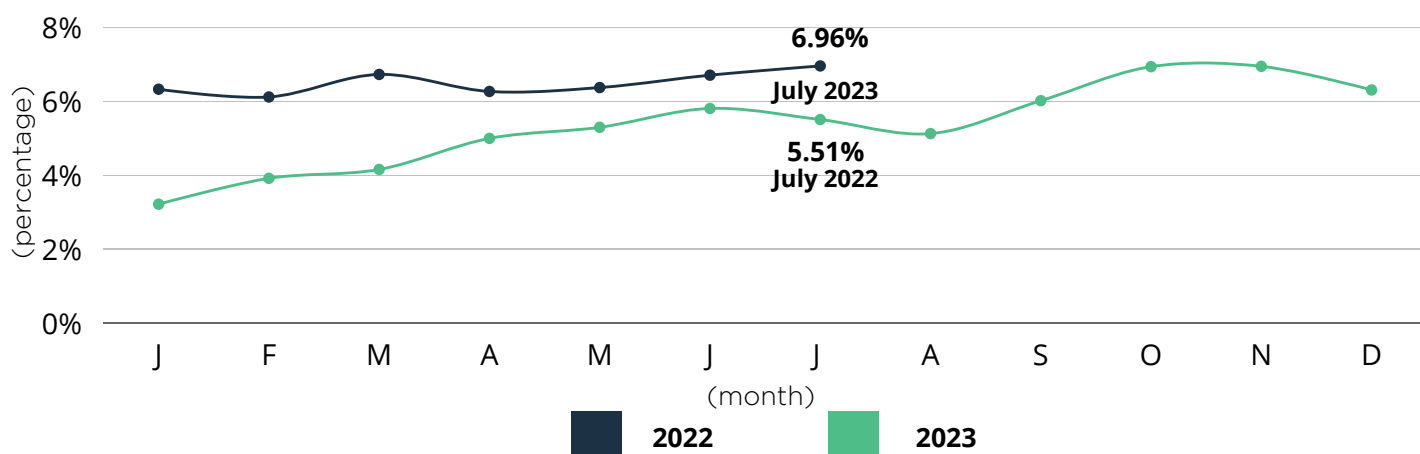


# GREATER BATON ROUGE HOUSING STATS



## FREDDIE MAC 30-YEAR FIXED MORTGAGE RATE

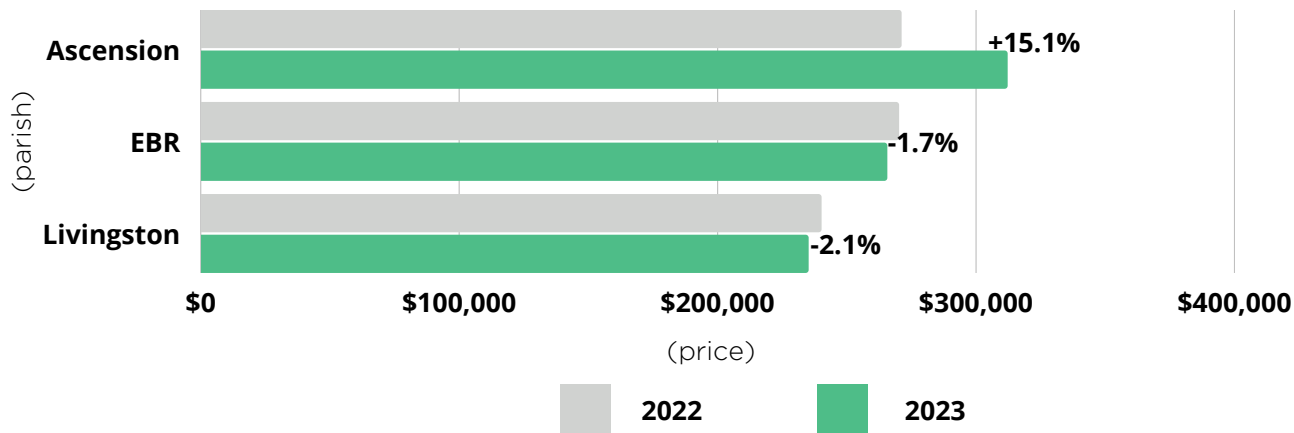
For the week of **July 17, 2023**, the Freddie Mac 30-year fixed mortgage rate was **6.96%**. During the week of July 14, 2022, the 30-year fixed mortgage rate was **5.51%**.



Current as of July 17, 2023. Freddie Mac 30-year fixed mortgage rate data provided by Assurance Financial.

## MEDIAN HOME PRICE AS OF JUNE 2023

In **Greater Baton Rouge**, the **median single-family home price** for June was **\$260,000**, a **0.8%** change from June 2022.



- The median price in **Ascension Parish rose 15.1%**, from \$271,000 a year ago to **\$312,000**.
- The median price in **East Baton Rouge Parish fell 1.7%**, from \$270,000 a year ago to **\$265,450**.
- The median price in **Livingston Parish fell 2.1%**, from \$240,000 a year ago to **\$235,000**.


Current as of July 17, 2023. All data from the Greater Baton Rouge Association of REALTORS® MLS. Report © 2023 ShowingTime.


# GREATER BATON ROUGE HOUSING STATS


**HBA**  
JULY 2023




## MONTH'S SUPPLY OF HOUSING INVENTORY AS OF JUNE 2023

 Greater Baton Rouge had **3.2 months supply** of inventory (+68.4% from 1.9 a year ago)

 Ascension Parish had **2.8 months supply** of inventory (+86.7% from 1.5 a year ago)

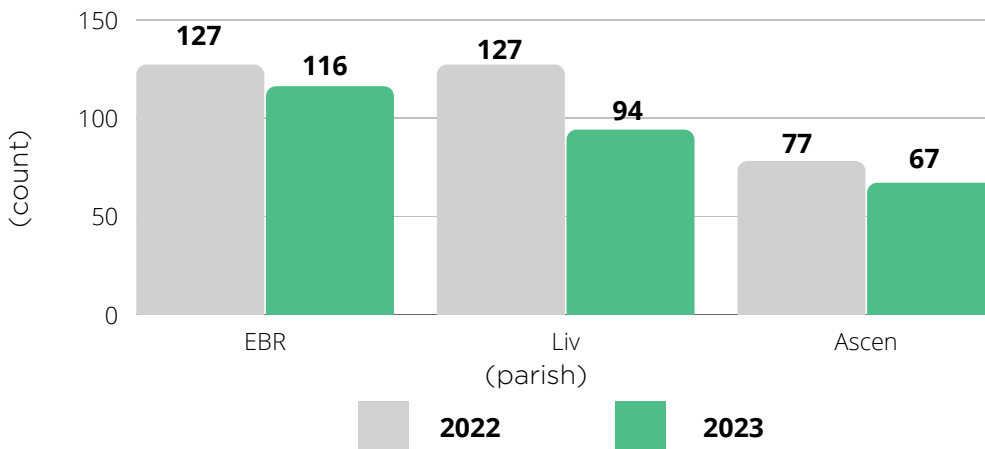
 East Baton Rouge Parish had **3.1 months supply** of inventory (+55% from 2.0 a year ago)

 Livingston Parish had **2.9 months supply** of inventory (+93.3% from 1.5 a year ago)

Current as of July 17, 2023. All data from the Greater Baton Rouge Association of REALTORS® MLS. Report © 2023 Showing Time. (Date will change based on month).

## BUILDING PERMITS AS OF MAY 2023

In May 2023, **320 total single-family building permits in Greater Baton Rouge** were pulled, a **decrease of 15.8%** compared to **380** in May 2022.



Source: State of the Cities Data Systems (SOCDS) Building Permits Database via HUD. Data on permits collected in the Census Bureau's Building Permits Survey. Note: The above permit numbers are a comparison of May 2022 vs May 2023.

## POPULATION

According to the most recent U.S. census, the Greater Baton Rouge population is **roughly 850,000**. Statistics on the most populated parishes are as follows:

- East Baton Rouge: **456,781**
- Livingston: **142,282**
- Ascension: **126,500**



## JOBS

The Louisiana unemployment rate for May 2023 is **3.6%**; for Baton Rouge MSA it is **3.4%**.

Construction employment in Louisiana gained **1,700 jobs** between April 2023 and May 2023, and gained **7,700 jobs** over the year. Total employment in construction is **136,500** statewide.

Residential construction is at **7,200 jobs**, with an increase of **100 jobs OTM**, and specialty trade contractors gained **900 jobs OTM** and gained **3,000 jobs OTY**.