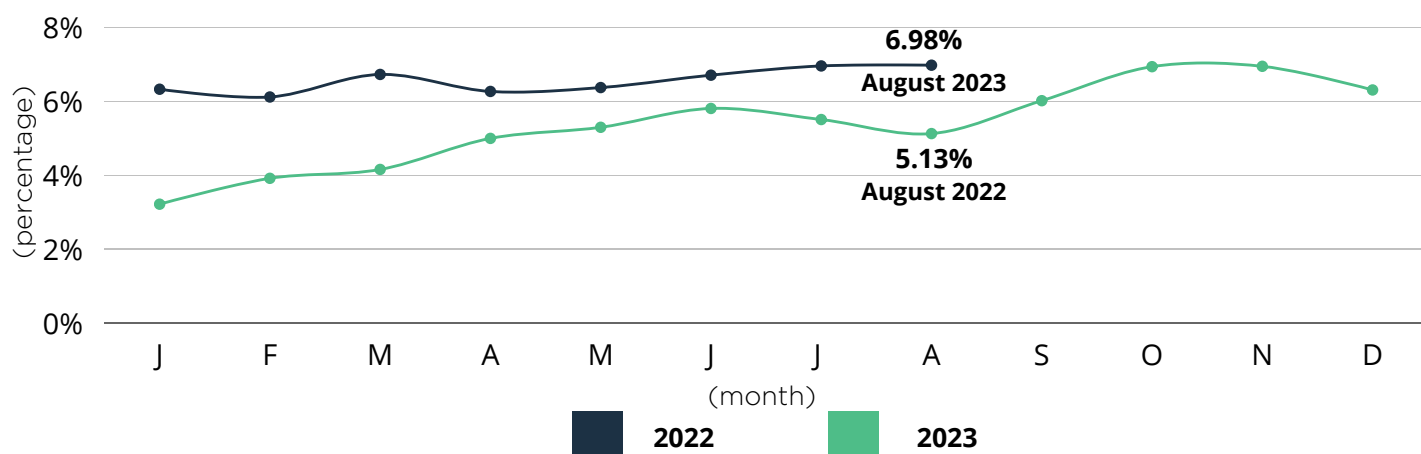


GREATER BATON ROUGE HOUSING STATS



FREDDIE MAC 30-YEAR FIXED MORTGAGE RATE

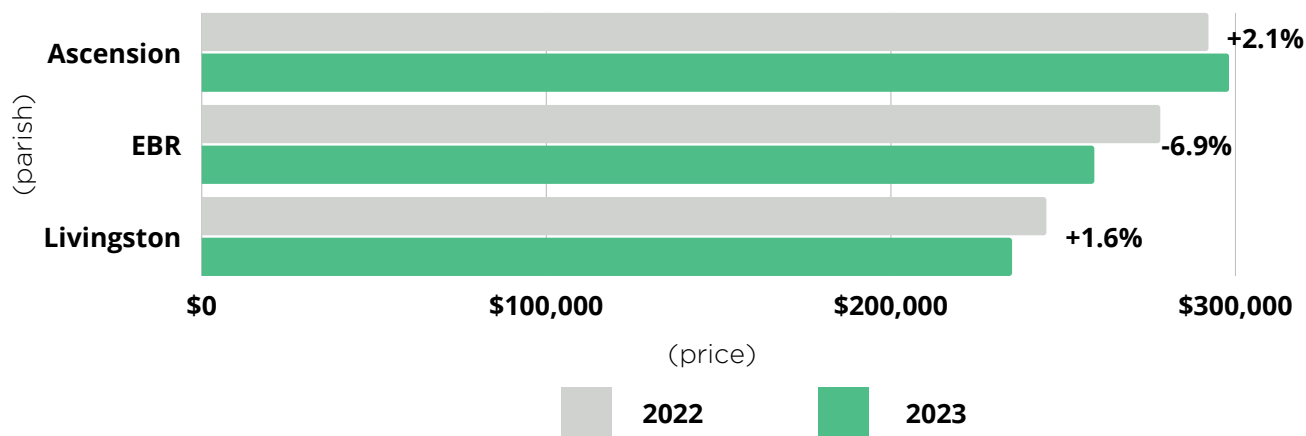
For the week of **August 15, 2023**, the Freddie Mac 30-year fixed mortgage rate was **6.98%**. During the week of August 14, 2022, the 30-year fixed mortgage rate was **5.13%**.



Current as of August 15, 2023. Freddie Mac 30-year fixed mortgage rate data provided by Assurance Financial.

MEDIAN HOME PRICE AS OF JULY 2023

In **Greater Baton Rouge**, the **median single-family home price** for July was **\$260,000**, resulting in no change from July 2022.



- The median price in **Ascension Parish rose 2.1%**, from \$292,000 a year ago to **\$298,000**.
- The median price in **East Baton Rouge Parish fell 6.9%**, from \$278,000 a year ago to **\$258,878**.
- The median price in **Livingston Parish rose 1.6%**, from \$244,950 a year ago to **\$248,875**.

Current as of August 16, 2023. All data from the Greater Baton Rouge Association of REALTORS® MLS. Report © 2023 ShowingTime.

GREATER BATON ROUGE HOUSING STATS

HBA
AUGUST 2023



MONTH'S SUPPLY OF HOUSING INVENTORY AS OF JULY 2023

Greater Baton Rouge had **3.3 months supply** of inventory (+57.1% from 2.1 a year ago)

Ascension Parish had **2.7 months supply** of inventory (+58.8% from 1.7 a year ago)

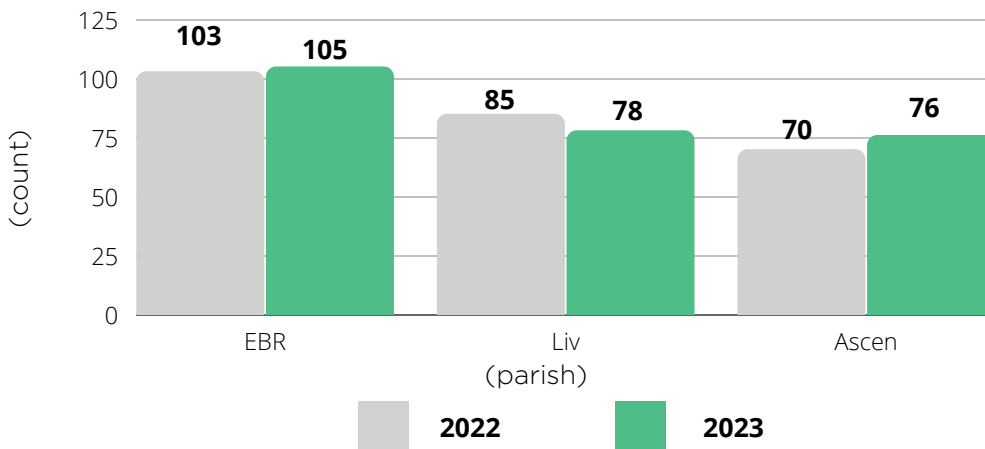
East Baton Rouge Parish had **3.2 months supply** of inventory (+45.5% from 2.2 a year ago)

Livingston Parish had **3.0 months supply** of inventory (+87.5% from 1.6 a year ago)

Current as of August 16, 2023. All data from the Greater Baton Rouge Association of REALTORS® MLS. Report © 2023 Showing Time. (Date will change based on month).

BUILDING PERMITS AS OF JUNE 2023

In June 2023, **286 total single-family building permits in Greater Baton Rouge** were pulled, a **decrease of 5.9%** compared to **304** in June 2022.



Source: State of the Cities Data Systems (SOCDS) Building Permits Database via HUD. Data on permits collected in the Census Bureau's Building Permits Survey. Note: The above permit numbers are a comparison of June 2022 vs June 2023.

POPULATION

According to the most recent U.S. census, the Greater Baton Rouge population is **roughly 850,000**. Statistics on the most populated parishes are as follows:

- East Baton Rouge: **456,781**
- Livingston: **142,282**
- Ascension: **126,500**



JOBS

The Louisiana unemployment rate for June 2023 is **3.6%**; for Baton Rouge MSA it is **4.0%**.

Construction employment in Louisiana gained **700 jobs** between May 2023 and June 2023, and gained **9,700 jobs** over the year. Total employment in construction is **138,200** statewide.

Residential construction is at **7,300 jobs**, with an increase of **100 jobs OTM**, and specialty trade contractors gained **1100 jobs OTM** and gained **4,800 jobs OTY**.