

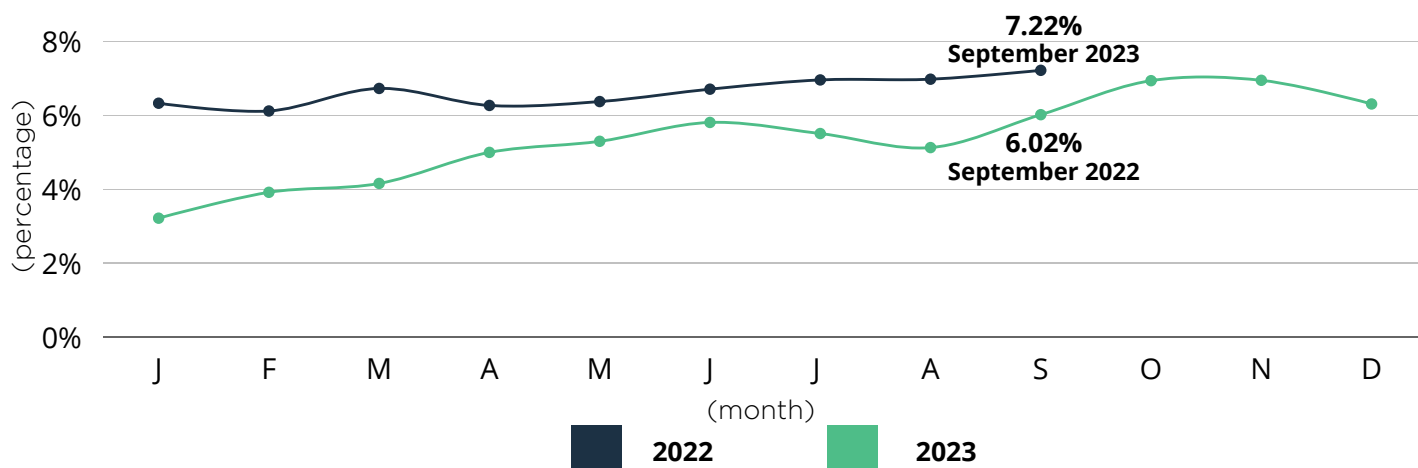
GREATER BATON ROUGE HOUSING STATS

HBA
SEPTEMBER 2023



FREDDIE MAC 30-YEAR FIXED MORTGAGE RATE

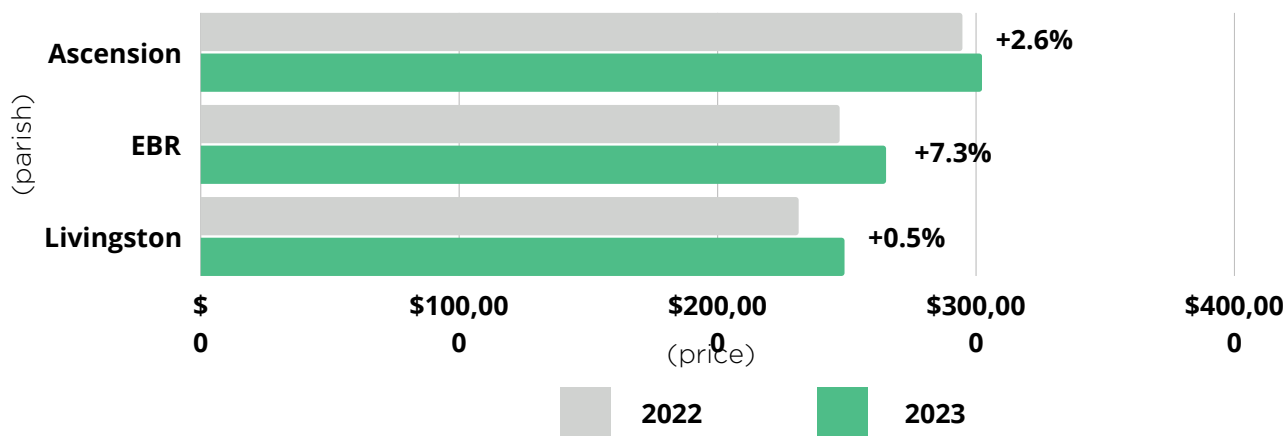
For the week of **September 14, 2023**, the Freddie Mac 30-year fixed mortgage rate was **7.22%**. During the week of September 14, 2022, the 30-year fixed mortgage rate was **6.02%**.



Current as of September 14, 2023. Freddie Mac 30-year fixed mortgage rate data provided by Assurance Financial.

MEDIAN HOME PRICE AS OF AUGUST 2023

In **Greater Baton Rouge**, the median single-family home price for July was **\$255,000**, resulting in a **2.0% change** from August 2022.



- The median price in **Ascension Parish rose 2.6%**, from \$294,500 a year ago to **\$302,120**.
- The median price in **East Baton Rouge Parish rose 7.3%**, from \$247,000 a year ago to **\$264,950**.
- The median price in **Livingston Parish fell 0.5%**, from \$231,145 a year ago to **\$230,000**.

Current as of September 14, 2023. All data from the Greater Baton Rouge Association of REALTORS® MLS. Report © 2023 ShowingTime.

GREATER BATON ROUGE HOUSING STATS

HBA
SEPTEMBER 2023



MONTH'S SUPPLY OF HOUSING INVENTORY AS OF AUGUST 2023

Greater Baton Rouge had **3.4 months supply** of inventory (+47.8% from 2.3 a year ago)

Ascension Parish had **2.8 months supply** of inventory (+55.6% from 1.8 a year ago)

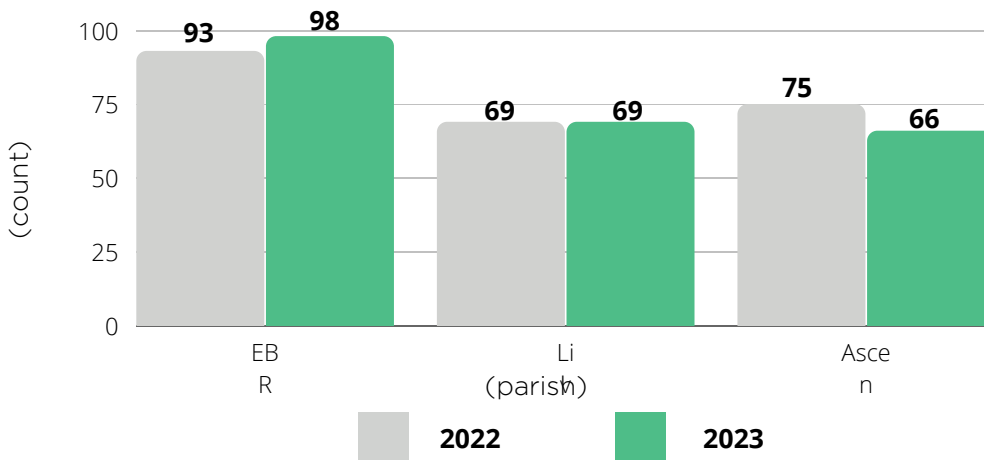
East Baton Rouge Parish had **3.5 months supply** of inventory (+52.2% from 2.3 a year ago)

Livingston Parish had **3.2 months supply** of inventory (+68.4% from 1.9a year ago)

Current as of September 14, 2023. All data from the Greater Baton Rouge Association of REALTORS® MLS. Report © 2023 Showing Time. (Date will change based on month).

BUILDING PERMITS AS OF JULY 2023

In July 2023, **276 total single-family building permits in Greater Baton Rouge** were pulled, a **decrease of 2.5%** compared to 283 in July 2022.



Source: State of the Cities Data Systems (SOCDS) Building Permits Database via HUD. Data on permits collected in the Census Bureau's Building Permits Survey. Note: The above permit numbers are a comparison of July 2022 vs June 2023.

POPULATION

According to the most recent U.S. census, the Greater Baton Rouge population is **roughly 850,000**. Statistics on the most populated parishes are as follows:

- East Baton Rouge: **456,781**
- Livingston: **142,282**
- Ascension: **126,500**



JOBS

The Louisiana unemployment rate for June 2023 is **3.4%**; for Baton Rouge MSA it is **3.0%**.

Construction employment in Louisiana lost **1000 jobs** between May 2023 and June 2023, and gained **7000 jobs** over the year. Total employment in construction is **136,800** statewide.

Residential construction is at **7,200 jobs**, with a decrease of **100 jobs OTM**, and specialty trade contractors lost **2,500 jobs OTM** and gained **1,100 jobs OTY**.