

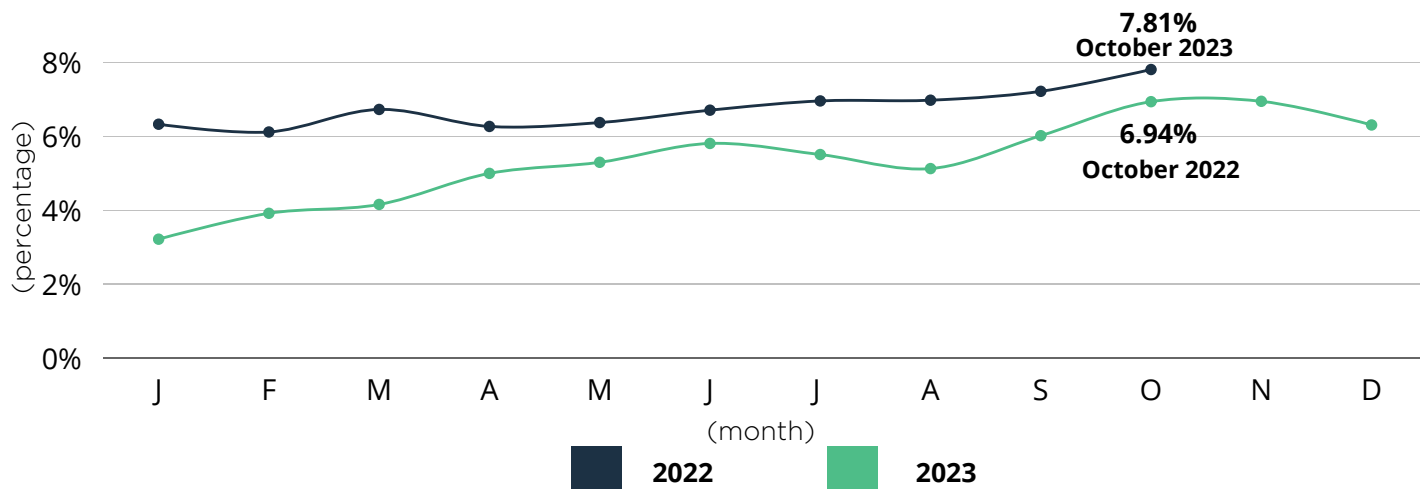
GREATER BATON ROUGE HOUSING STATS

HBA
OCTOBER 2023



FREDDIE MAC 30-YEAR FIXED MORTGAGE RATE

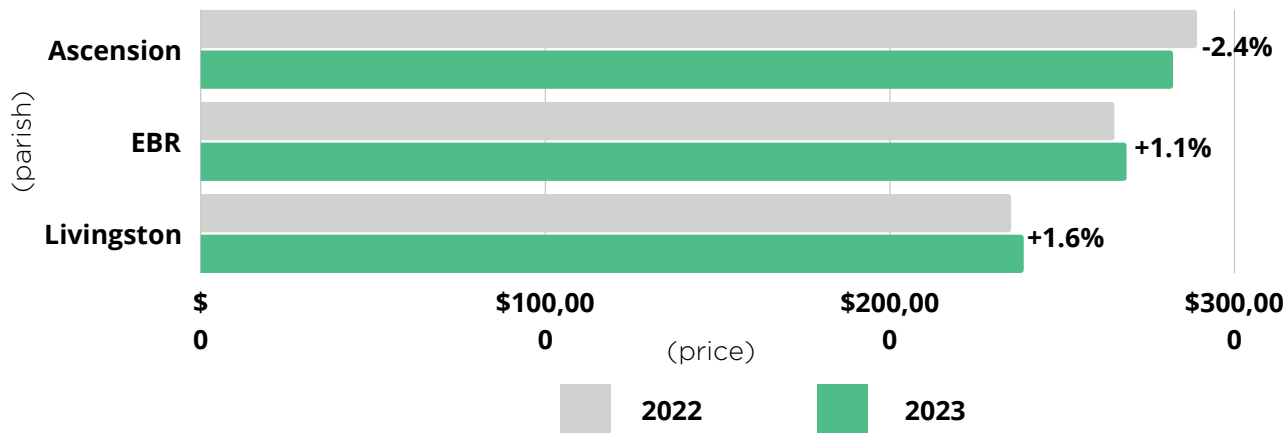
For the week of **October 16, 2023**, the Freddie Mac 30-year fixed mortgage rate was **7.81%**. During the week of October 16, 2022, the 30-year fixed mortgage rate was **6.94%**.



Current as of October 16, 2023. Freddie Mac 30-year fixed mortgage rate data provided by Assurance Financial.

MEDIAN HOME PRICE AS OF SEPTEMBER 2023

In **Greater Baton Rouge**, the median single-family home price for September was **\$253,208**, resulting in a **-0.5% change** from September 2022.



- The median price in **Ascension Parish** fell **2.4%**, from \$289,000 a year ago to **\$282,000**.
- The median price in **East Baton Rouge Parish** rose **1.1%**, from \$265,000 a year ago to **\$268,500**.
- The median price in **Livingston Parish** rose **1.6%**, from \$235,000 a year ago to **\$238,658**.

Current as of October 16, 2023. All data from the Greater Baton Rouge Association of REALTORS® MLS. Report © 2023 ShowingTime.

GREATER BATON ROUGE HOUSING STATS

HBA
OCTOBER 2023



MONTH'S SUPPLY OF HOUSING INVENTORY AS OF SEPTEMBER 2023

Greater Baton Rouge had **3.6 months supply** of inventory (+50% from 2.4 a year ago)

Ascension Parish had **2.9 months supply** of inventory (+45.0% from 2.0 a year ago)

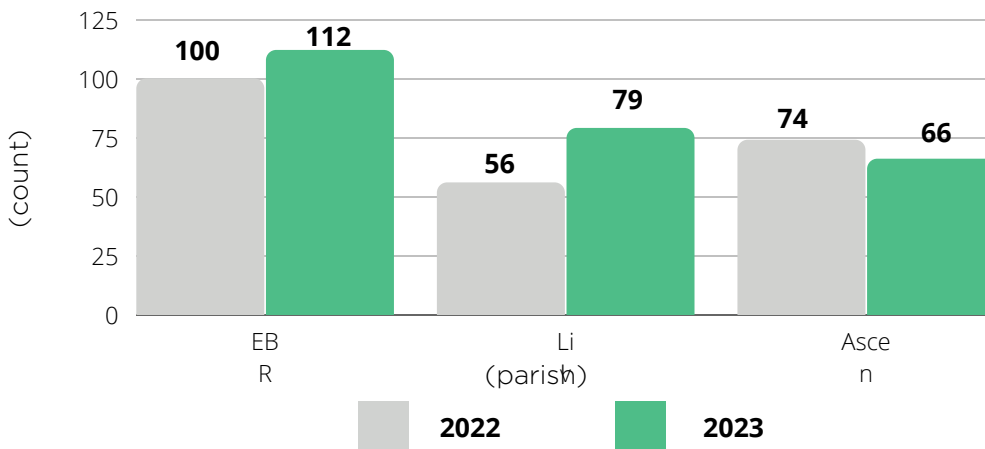
East Baton Rouge Parish had **3.6 months supply** of inventory (+50.0% from 2.4 a year ago)

Livingston Parish had **3.4 months supply** of inventory (+70.0% from 2.0 a year ago)

Current as of October 16, 2023. All data from the Greater Baton Rouge Association of REALTORS® MLS. Report © 2023 Showing Time. (Date will change based on month).

BUILDING PERMITS AS OF AUGUST 2023

In August 2023, **302 total single-family building permits in Greater Baton Rouge** were pulled, an **increase of 9%** compared to 275 in August 2022.



Source: State of the Cities Data Systems (SOCDS) Building Permits Database via HUD. Data on permits collected in the Census Bureau's Building Permits Survey. Note: The above permit numbers are a comparison of August 2022 vs August 2023.

POPULATION

According to the most recent U.S. census, the Greater Baton Rouge population is **roughly 850,000**. Statistics on the most populated parishes are as follows:

- East Baton Rouge: **456,781**
- Livingston: **142,282**
- Ascension: **126,500**



JOBS

The Louisiana unemployment rate for September 2023 is **3.3%**; for Baton Rouge MSA it is **3.1%**.

Construction employment in Louisiana gained **100 jobs** between August 2023 and September 2023, and gained **10,700 jobs** over the year. Total employment in construction is **140,600** statewide.

Residential construction is at **7,400 jobs**, with a decrease of **100 jobs OTM**, and specialty trade contractors lost **100 jobs OTM** and gained **1,000 jobs OTY**.