

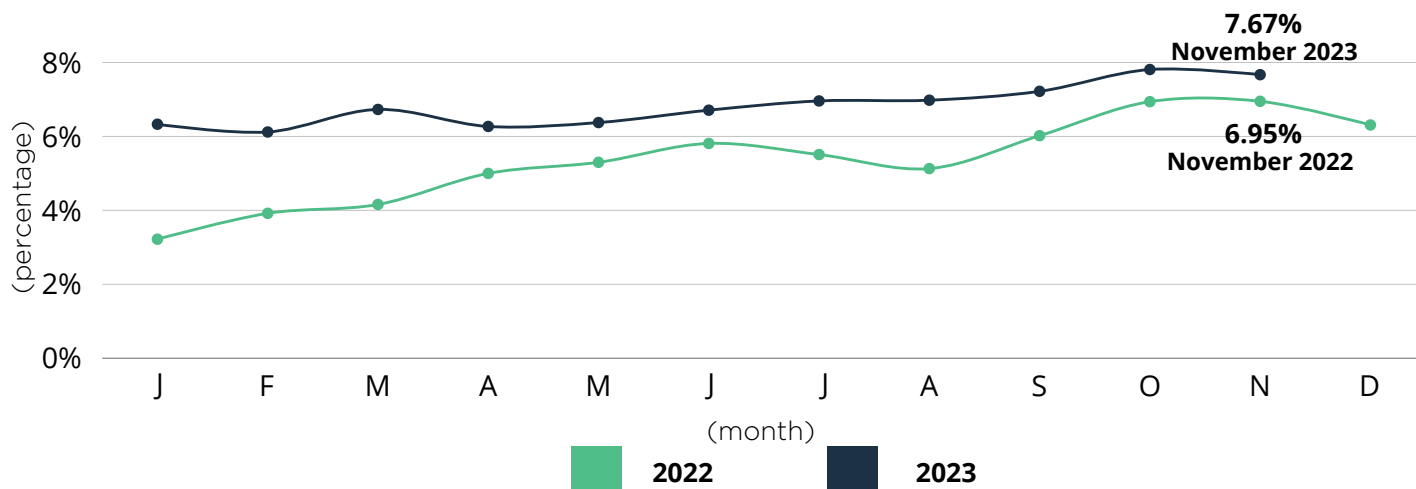
# GREATER BATON ROUGE HOUSING STATS

**HBA**  
NOVEMBER 2023



## FREDDIE MAC 30-YEAR FIXED MORTGAGE RATE

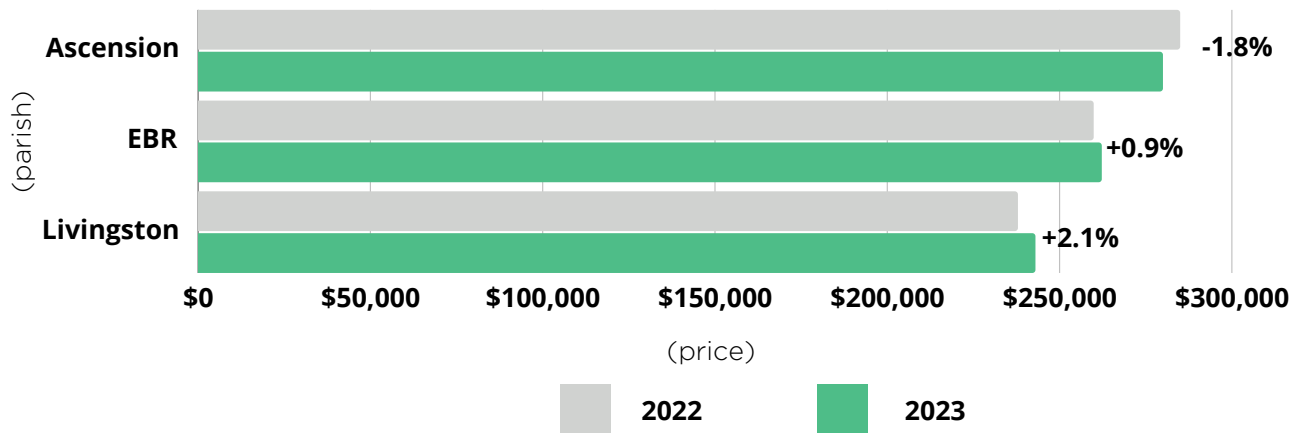
For the week of **November 15, 2023**, the Freddie Mac 30-year fixed mortgage rate was **7.67%**. During the week of November 15, 2022, the 30-year fixed mortgage rate was **6.95%**.



Current as of November 15, 2023. Freddie Mac 30-year fixed mortgage rate data provided by Assurance Financial.

## MEDIAN HOME PRICE AS OF OCTOBER 2023

In Greater Baton Rouge, the median single-family home price for October was **\$259,900**, resulting in a **1.9% change** from October 2022.



- The median price in **Ascension Parish fell 1.8%**, from \$285,000 a year ago to **\$280,000**.
- The median price in **East Baton Rouge Parish rose 0.9%**, from \$259,900 a year ago to **\$262,250**.
- The median price in **Livingston Parish rose 2.1%**, from \$237,915 a year ago to **\$243,000**.


Current as of November 20, 2023. All data from the Greater Baton Rouge Association of REALTORS® MLS. Report © 2023 ShowingTime.


# GREATER BATON ROUGE HOUSING STATS


**HBA**  
NOVEMBER 2023




## MONTH'S SUPPLY OF HOUSING INVENTORY AS OF OCTOBER 2023

 Greater Baton Rouge had **3.8 months supply** of inventory (+46.2% from 2.6 a year ago)

 Ascension Parish had **2.9 months supply** of inventory (+38.1% from 2.1 a year ago)

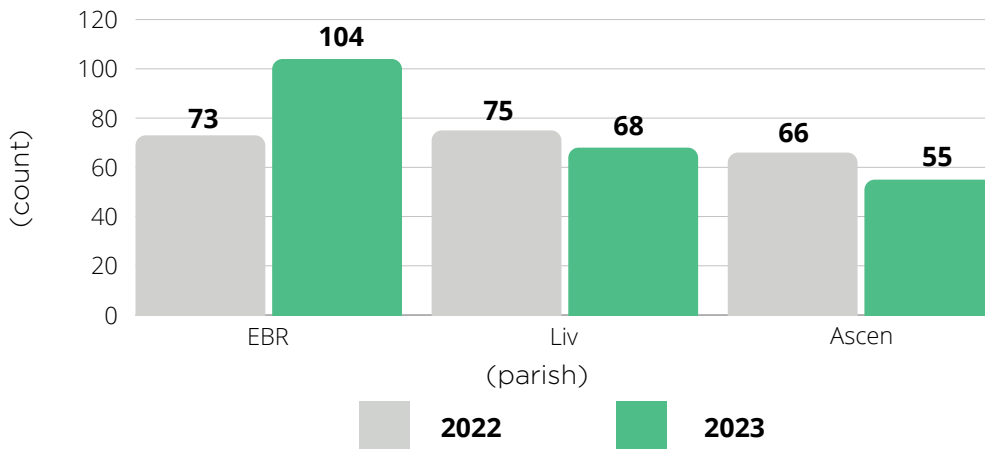
 East Baton Rouge Parish had **3.9 months supply** of inventory (+44.4% from 2.7 a year ago)

 Livingston Parish had **3.5 months supply** of inventory (+59.1% from 2.2 a year ago)

Current as of November 20, 2023. All data from the Greater Baton Rouge Association of REALTORS® MLS. Report © 2023 Showing Time. (Date will change based on month).

## BUILDING PERMITS AS OF SEPTEMBER 2023

In September 2023, 270 **total single-family building permits** in Greater Baton Rouge were pulled, an **increase of 6.7%** compared to 253 in September 2022.



Source: State of the Cities Data Systems (SOCDS) Building Permits Database via HUD. Data on permits collected in the Census Bureau's Building Permits Survey. Note: The above permit numbers are a comparison of September 2022 vs September 2023.

## POPULATION

According to the most recent U.S. census, the Greater Baton Rouge population is **roughly 850,000**. Statistics on the most populated parishes are as follows:

- East Baton Rouge: **456,781**
- Livingston: **142,282**
- Ascension: **126,500**



## JOBS

The Louisiana unemployment rate for September 2023 is **3.3%**; for Baton Rouge MSA it is **3.1%**.

Construction employment in Louisiana gained **100 jobs** between August 2023 and September 2023, and gained **10,700 jobs** over the year. Total employment in construction is **140,600** statewide.

Residential construction is at **7,400 jobs**, with a decrease of **100 jobs OTM**, and specialty trade contractors lost **100 jobs OTM** and gained **1,000 jobs OTY**.