

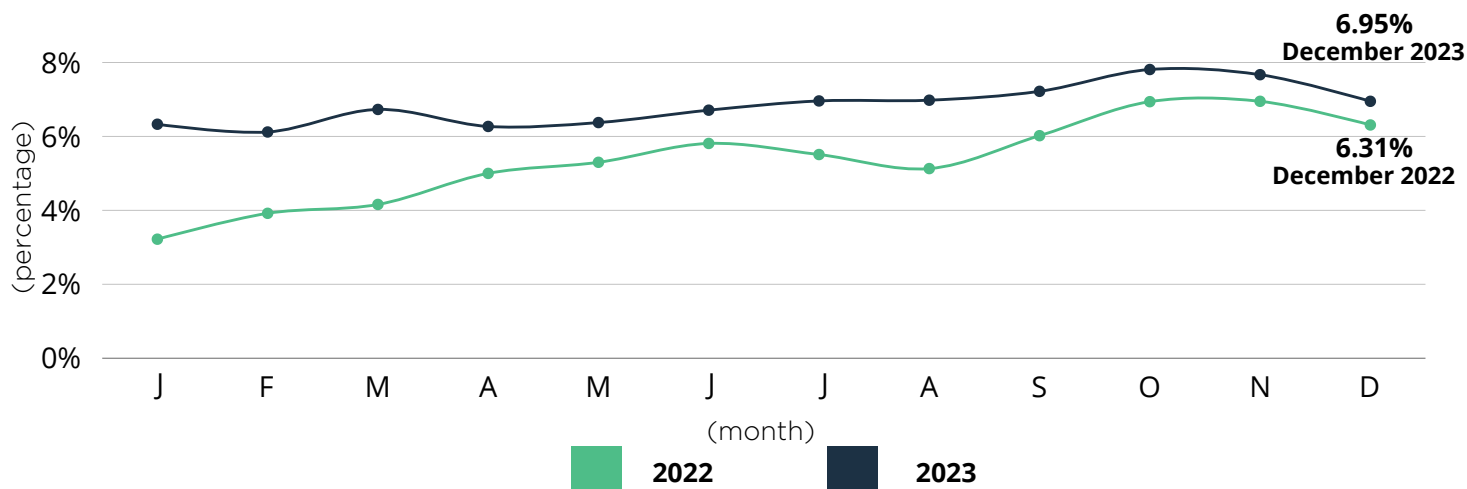
GREATER BATON ROUGE HOUSING STATS

HBA
DECEMBER 2023



FREDDIE MAC 30-YEAR FIXED MORTGAGE RATE

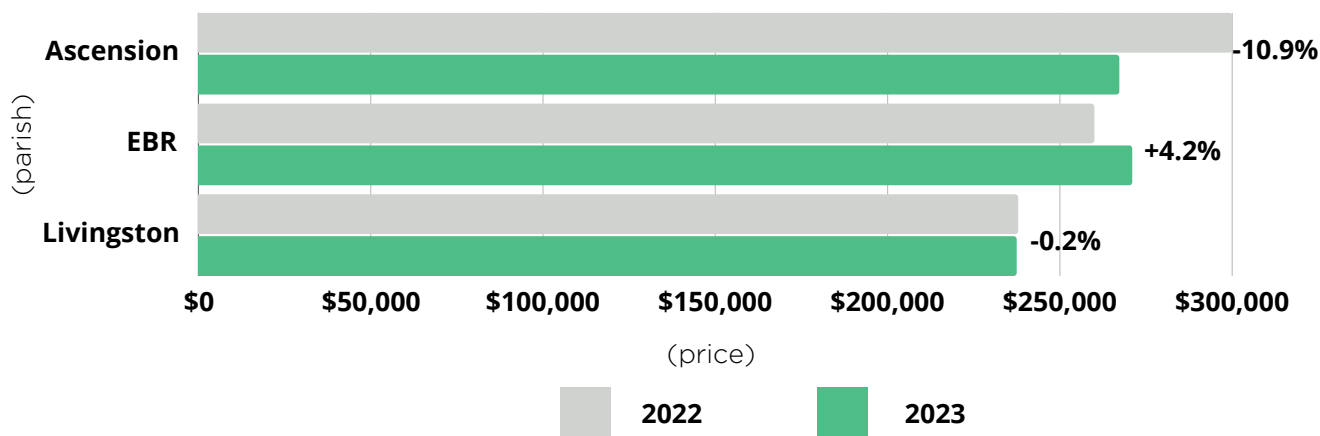
For the week of **December 15, 2023**, the Freddie Mac 30-year fixed mortgage rate was **6.95%**. During the week of December 15, 2022, the 30-year fixed mortgage rate was **6.31%**.



Current as of December 15, 2023. Freddie Mac 30-year fixed mortgage rate data provided by Assurance Financial.

MEDIAN HOME PRICE AS OF NOVEMBER 2023

In **Greater Baton Rouge**, the median single-family home price for November was **\$260,588**, resulting in a **0.7% decrease** from November 2022.



- The median price in **Ascension Parish** fell **10.9%**, from \$300,000 a year ago to **\$267,250**.
- The median price in **East Baton Rouge Parish** rose **4.2%**, from \$260,000 a year ago to **\$271,000**.
- The median price in **Livingston Parish** fell **0.2%**, from \$237,900 a year ago to **\$237,465**.


Current as of December 20, 2023. All data from the Greater Baton Rouge Association of REALTORS® MLS. Report © 2023 ShowingTime.


GREATER BATON ROUGE HOUSING STATS


HBA
DECEMBER 2023




MONTH'S SUPPLY OF HOUSING INVENTORY AS OF NOVEMBER 2023

 Greater Baton Rouge had **3.8 months supply** of inventory (+40.7% from 2.7 a year ago)

 Ascension Parish had **3.0 months supply** of inventory (+42.9% from 2.1 a year ago)

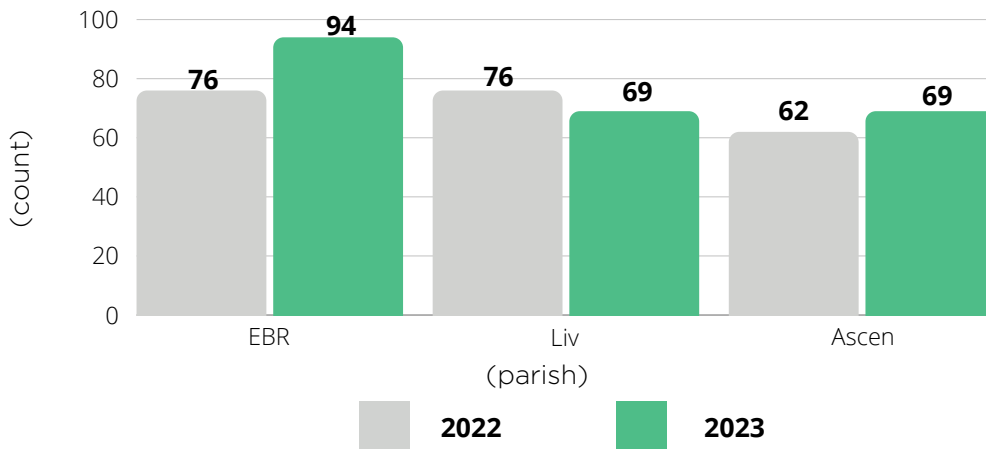
 East Baton Rouge Parish had **3.9 months supply** of inventory (+44.4% from 2.7 a year ago)

 Livingston Parish had **3.5 months supply** of inventory (+52.2% from 2.3 a year ago)

Current as of December 20, 2023. All data from the Greater Baton Rouge Association of REALTORS® MLS. Report © 2023 Showing Time. (Date will change based on month).

BUILDING PERMITS AS OF OCTOBER 2023

In October 2023, 261 **total single-family building permits in Greater Baton Rouge** were pulled, an **increase of 1.2%** compared to 258 in October 2022.



Source: State of the Cities Data Systems (SOCDS) Building Permits Database via HUD. Data on permits collected in the Census Bureau's Building Permits Survey. Note: The above permit numbers are a comparison of October 2022 vs October 2023.

POPULATION

According to the most recent U.S. census, the Greater Baton Rouge population is **roughly 850,000**. Statistics on the most populated parishes are as follows:

- East Baton Rouge: **456,781**
- Livingston: **142,282**
- Ascension: **126,500**



JOBS

The Louisiana unemployment rate for October 2023 is **3.3%**; for Baton Rouge MSA it is **3.2%**.

Construction employment in Louisiana lost **2,200 jobs** between September 2023 and October 2023, and gained **12,900 jobs** over the year. Total employment in construction is **138,000** statewide.

Residential construction is at **7,400 jobs**, with a decrease of **100 jobs OTM**, and specialty trade contractors lost **1,200 jobs OTM** and gained **1,800 jobs OTY**.