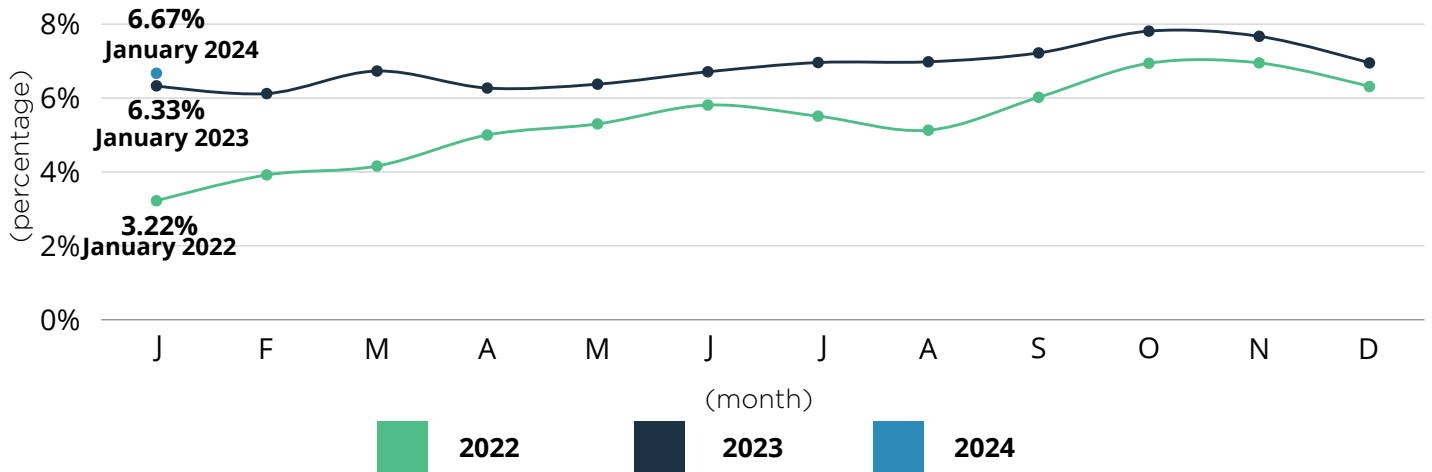


GREATER BATON ROUGE HOUSING STATS



FREDDIE MAC 30-YEAR FIXED MORTGAGE RATE

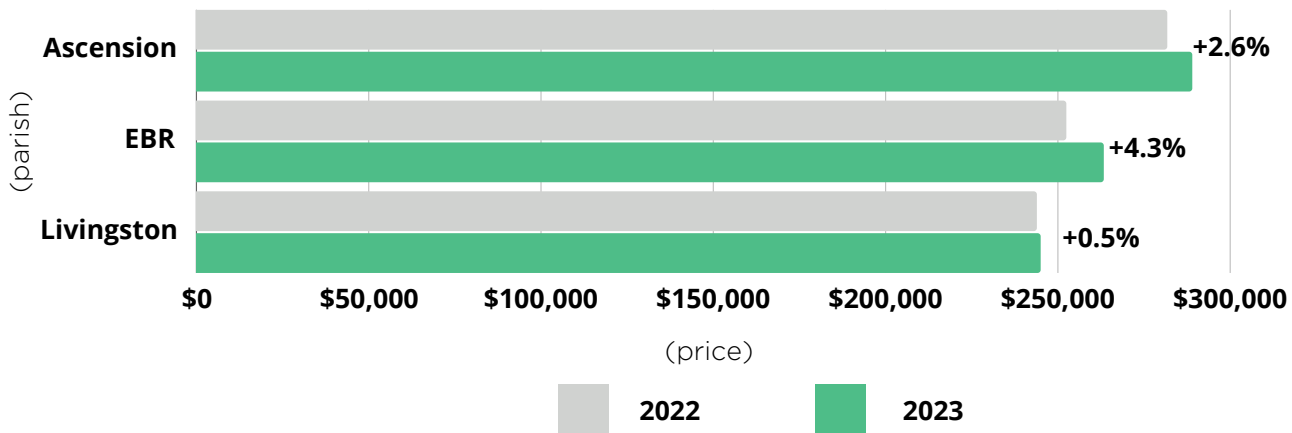
For the week of **January 15, 2024**, the Freddie Mac 30-year fixed mortgage rate was **6.67%**. During the week of January 15, 2023, the 30-year fixed mortgage rate was **6.33%**.



Current as of January 15, 2024. Freddie Mac 30-year fixed mortgage rate data provided by Assurance Financial.

MEDIAN HOME PRICE AS OF DECEMBER 2023

In Greater Baton Rouge, the median single-family home price for December was **\$260,950** resulting in a **2.3% increase** from December 2022.



- The median price in **Ascension Parish** fell rose **2.6%**, from \$281,745 a year ago to **\$289,000**.
- The median price in **East Baton Rouge Parish** rose **4.3%**, from \$252,450 a year ago to **\$263,320**.
- The median price in **Livingston Parish** rose **0.5%**, from \$243,900 a year ago to **\$245,000**.

Current as of January 16, 2024. All data from the Greater Baton Rouge Association of REALTORS® MLS. Report © 2024 ShowingTime.

GREATER BATON ROUGE HOUSING STATS

HBA
JANUARY 2024

MONTH'S SUPPLY OF HOUSING INVENTORY AS OF DECEMBER 2023



Greater Baton Rouge had **3.6 months supply** of inventory (+38.5% from 2.6 a year ago)



Ascension Parish had **2.5 months supply** of inventory (+31.6% from 1.9 a year ago)



East Baton Rouge Parish had **3.8 months supply** of inventory (+46.2% from 2.6 a year ago)

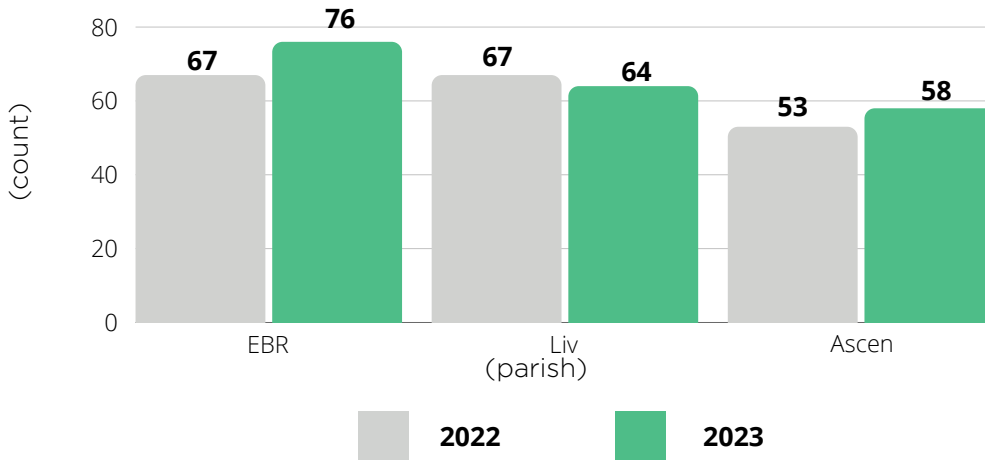


Livingston Parish had **3.6 months supply** of inventory (+63% from 2.2 a year ago)

Current as of January 16, 2024. All data from the Greater Baton Rouge Association of REALTORS® MLS. Report © 2024 Showing Time. (Date will change based on month).

BUILDING PERMITS AS OF NOVEMBER 2023

In November 2023, 224 **total single-family building permits in Greater Baton Rouge** were pulled, a **decrease of 0.4%** compared to 225 in November 2022.



Source: State of the Cities Data Systems (SOCDS) Building Permits Database via HUD. Data on permits collected in the Census Bureau's Building Permits Survey. Note: The above permit numbers are a comparison of November 2022 vs November 2023.

POPULATION

According to the most recent U.S. census, the Greater Baton Rouge population is **roughly 850,000**. Statistics on the most populated parishes are as follows:

- East Baton Rouge: **456,781**
- Livingston: **142,282**
- Ascension: **126,500**



JOBS

The Louisiana unemployment rate for November 2023 is **3.5%**; for Baton Rouge MSA it is **3.1%**.

Construction employment in Louisiana **showed no change in jobs** between October 2023 and November 2023, and gained **9000 jobs** over the year. Total employment in construction is **138,600** statewide.

Residential construction is at **7,500 jobs**, with **no change OTM**, and specialty trade contractors lost **1,200 jobs OTM** and gained **300 jobs OTY**.