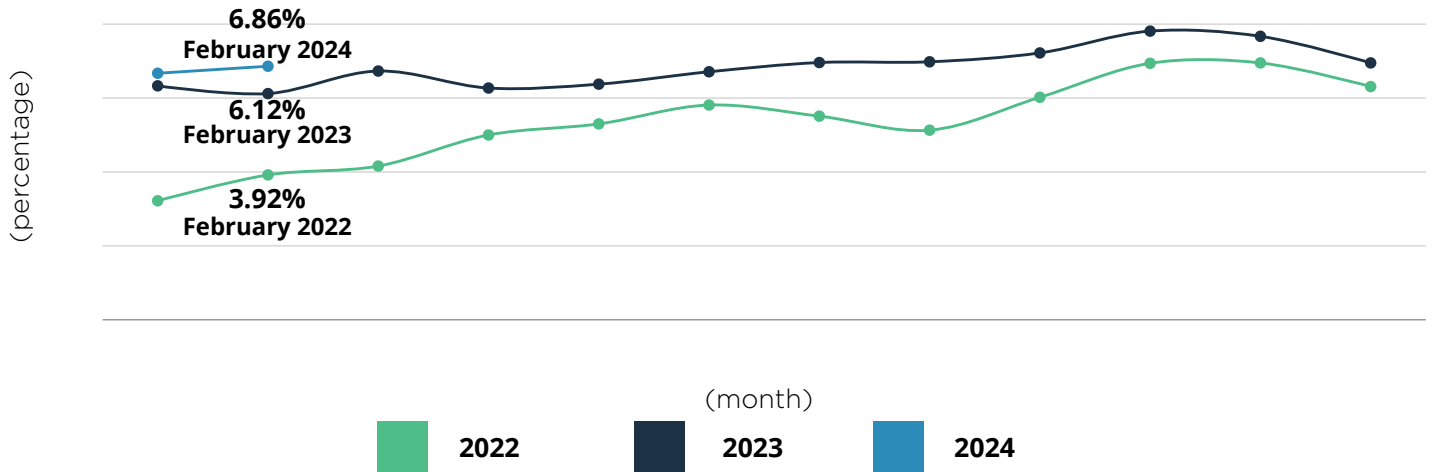


# GREATER BATON ROUGE HOUSING STATS



## FREDDIE MAC 30-YEAR FIXED MORTGAGE RATE

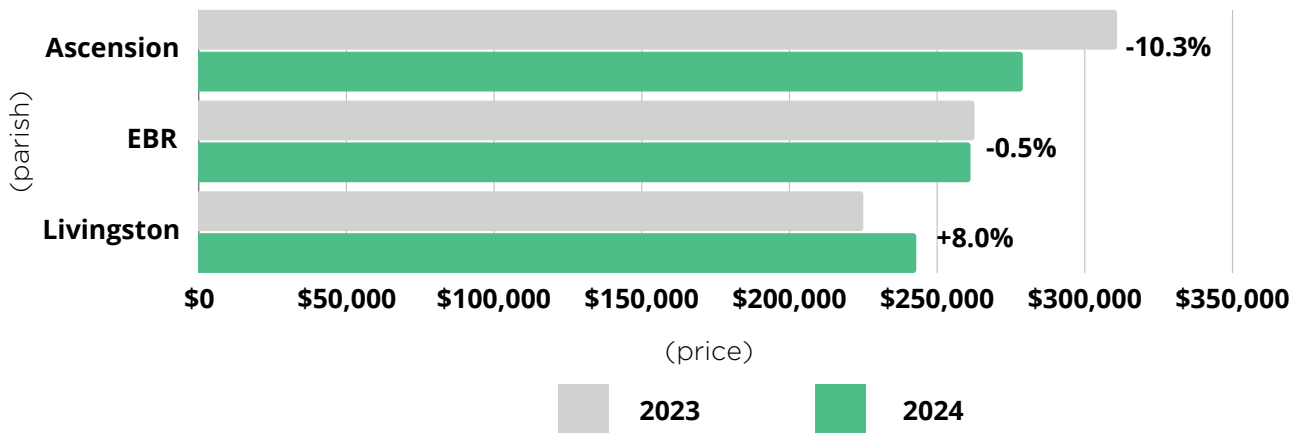
For the week of **February 15, 2024**, the Freddie Mac 30-year fixed mortgage rate was **6.86%**. During the week of February 15, 2023, the 30-year fixed mortgage rate was **6.12%**.



Current as of February 15, 2024. Freddie Mac 30-year fixed mortgage rate data provided by Assurance Financial.

## MEDIAN HOME PRICE AS OF JANUARY 2024

In **Greater Baton Rouge**, the median single-family home price for January was **\$258,000** resulting in a **1.2% increase** from January 2023.



- The median price in **Ascension Parish** fell **10.3%**, from \$310,908 a year ago to **\$279,000**.
- The median price in **East Baton Rouge Parish** fell **0.5%**, from \$262,658 a year ago to **\$261,313**.
- The median price in **Livingston Parish** rose **8.0%**, from \$225,000 a year ago to **\$242,938**.

Current as of February 16, 2024. All data from the Greater Baton Rouge Association of REALTORS® MLS. Report © 2024 ShowingTime.

# GREATER BATON ROUGE HOUSING STATS

**HBA**  
FEBRUARY 2024

## MONTH'S SUPPLY OF HOUSING INVENTORY AS OF JANUARY 2024



Greater Baton Rouge had **3.6 months supply** of inventory (+33.3% from 2.7 a year ago)



Ascension Parish had **2.6 months supply** of inventory (+23.8% from 2.1 a year ago)



East Baton Rouge Parish had **3.6 months supply** of inventory (+33.3% from 2.7 a year ago)

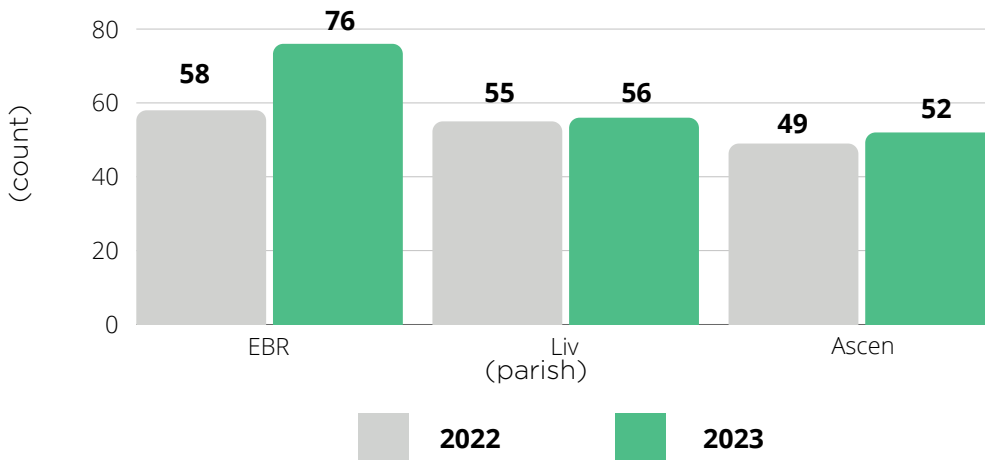


Livingston Parish had **3.5 months supply** of inventory (+52.2% from 2.3 a year ago)

Current as of February 16, 2024. All data from the Greater Baton Rouge Association of REALTORS® MLS. Report © 2024 Showing Time. (Date will change based on month).

## BUILDING PERMITS AS OF DECEMBER 2023

In December 2023, **217 total single-family building permits in Greater Baton Rouge** were pulled, a **decrease of 0.4%** compared to 197 in December 2022.



Source: State of the Cities Data Systems (SOCDS) Building Permits Database via HUD. Data on permits collected in the Census Bureau's Building Permits Survey. Note: The above permit numbers are a comparison of December 2022 vs December 2023.

## POPULATION

According to the most recent U.S. census, the Greater Baton Rouge population is **roughly 850,000**. Statistics on the most populated parishes are as follows:

- East Baton Rouge: **456,781**
- Livingston: **142,282**
- Ascension: **126,500**



## JOBS

The Louisiana unemployment rate for December 2023 is **3.7%**; for Baton Rouge MSA it is **3.3%**.

Construction employment in added **100 jobs** between November 2023 and December 2023, and gained **8,200 jobs** over the year. Total employment in construction is **139,400** statewide.

Residential construction is at **7,600 jobs**, an increase of **100 jobs OTM**, and specialty trade contractors gained **300 jobs OTM** and lost **400 jobs OTY**.