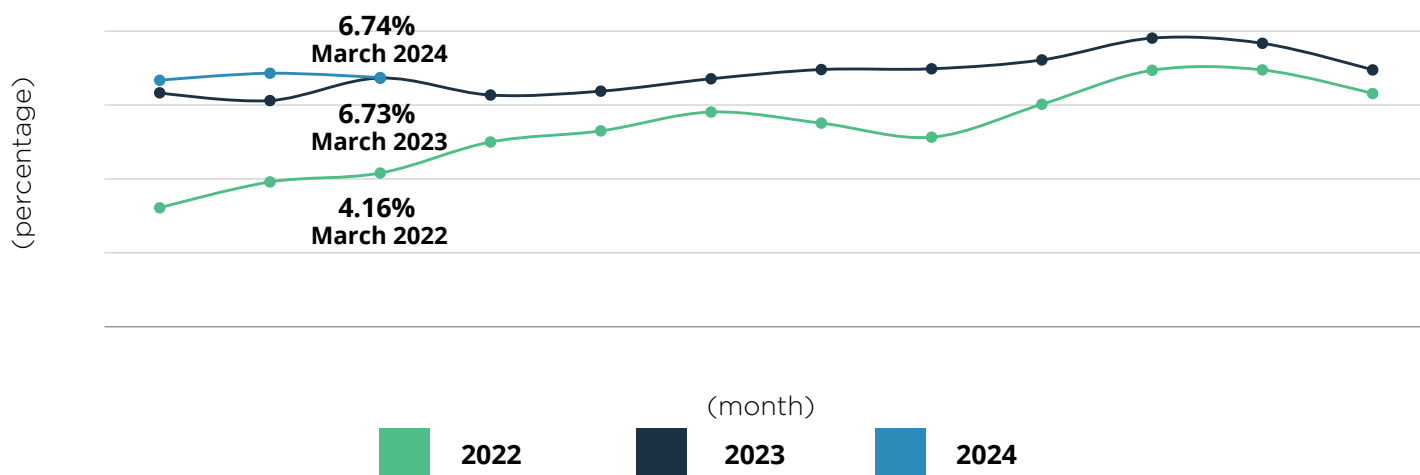


GREATER BATON ROUGE HOUSING STATS



FREDDIE MAC 30-YEAR FIXED MORTGAGE RATE

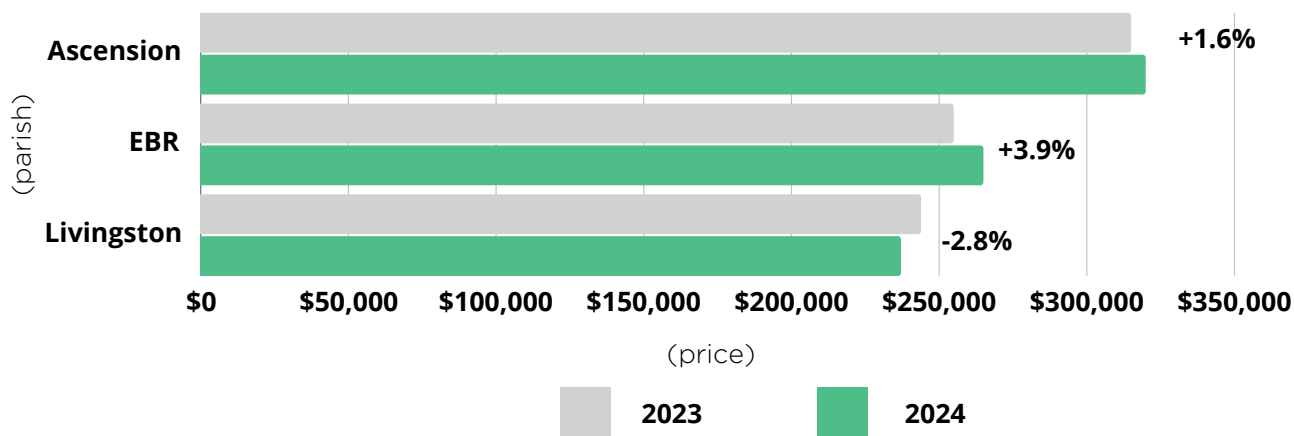
For the week of **March 15, 2024**, the Freddie Mac 30-year fixed mortgage rate was **6.74%**. During the week of March 15, 2023, the 30-year fixed mortgage rate was **6.73%**.



Current as of March 15, 2024. Freddie Mac 30-year fixed mortgage rate data provided by Assurance Financial.

MEDIAN HOME PRICE AS OF FEBRUARY 2024

In **Greater Baton Rouge**, the median single-family home price for February was **\$257,000** resulting in a **0.9% increase** from February 2023.



- The median price in **Ascension Parish rose 1.6%**, from \$315,000 a year ago to **\$319,950**.
- The median price in **East Baton Rouge Parish rose 3.9%**, from \$254,950 a year ago to **\$265,000**.
- The median price in **Livingston Parish fell 2.8%**, from \$243,900 a year ago to **\$237,080**.

Current as of March 25, 2024. All data from the Greater Baton Rouge Association of REALTORS® MLS. Report © 2024 ShowingTime.

GREATER BATON ROUGE HOUSING STATS

HBA
MARCH 2024

MONTH'S SUPPLY OF HOUSING INVENTORY AS OF FEBRUARY 2024



Greater Baton Rouge had **3.6 months supply** of inventory (+33.3% from 2.7 a year ago)



Ascension Parish had **2.8 months supply** of inventory (+27.3% from 2.2 a year ago)



East Baton Rouge Parish had **3.6 months supply** of inventory (+33.3% from 2.7 a year ago)

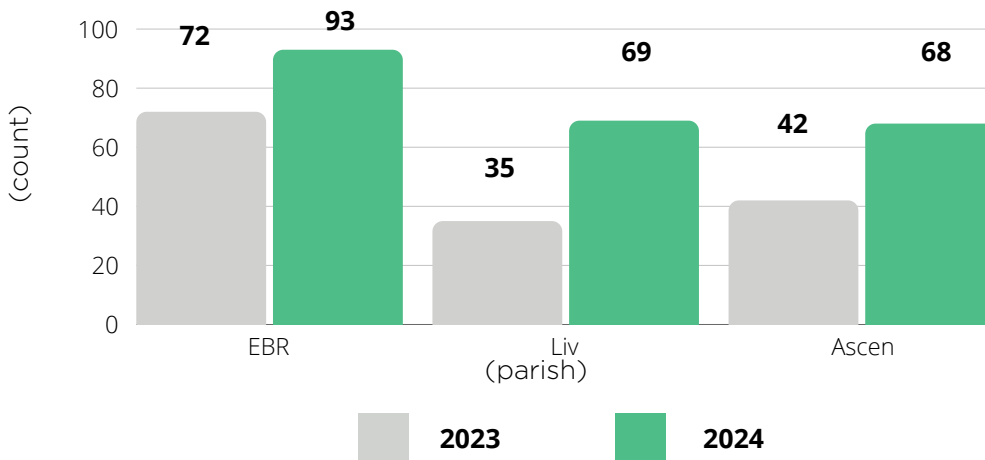


Livingston Parish had **3.8 months supply** of inventory (+72.7% from 2.2 a year ago)

Current as of March 25, 2024. All data from the Greater Baton Rouge Association of REALTORS® MLS. Report © 2024 Showing Time. (Date will change based on month).

BUILDING PERMITS AS OF JANUARY 2024

In January 2024, **270 total single-family building permits in Greater Baton Rouge** were pulled, an **increase of 59%** compared to 170 in January 2023.



Source: State of the Cities Data Systems (SOCDS) Building Permits Database via HUD. Data on permits collected in the Census Bureau's Building Permits Survey. Note: The above permit numbers are a comparison of January 2023 vs January 2024.

POPULATION

According to the most recent U.S. census, the Greater Baton Rouge population is **roughly 850,000**. Statistics on the most populated parishes are as follows:

- East Baton Rouge: **456,781**
- Livingston: **142,282**
- Ascension: **126,500**



JOBS

The Louisiana unemployment rate for January 2024 is **4.1%**; for Baton Rouge MSA it is **3.8%**.

Construction employment in added **2400 jobs** between December 2023 and January 2024, and gained **1,300 jobs** over the year. Total employment in construction is **134,900** statewide.

Residential construction is at **6,200 jobs**, an decrease of **100 jobs OTM**, and specialty trade contractors gained **300 jobs OTM** and **700 jobs OTY**.