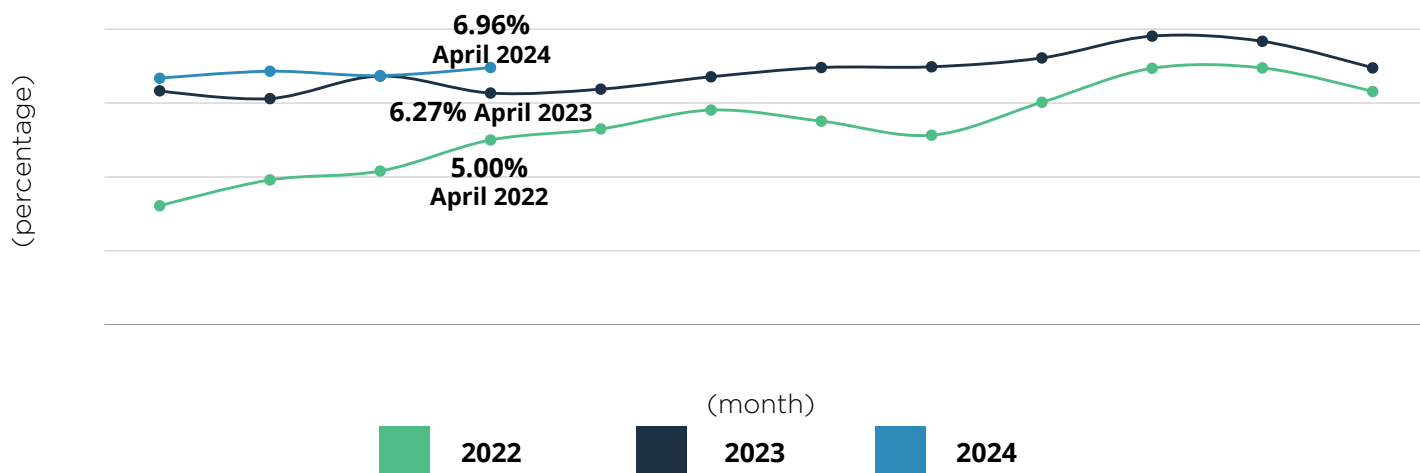


GREATER BATON ROUGE HOUSING STATS



FREDDIE MAC 30-YEAR FIXED MORTGAGE RATE

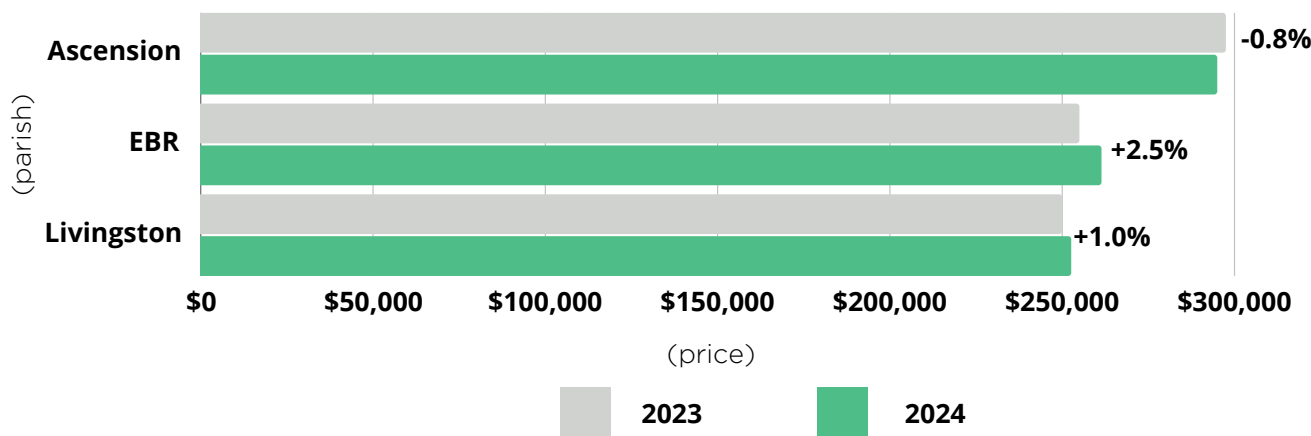
For the week of **April 15, 2024**, the Freddie Mac 30-year fixed mortgage rate was **6.96%**. During the week of April 15, 2023, the 30-year fixed mortgage rate was **6.27%**.



Current as of April 15, 2024. Freddie Mac 30-year fixed mortgage rate data provided by Assurance Financial.

MEDIAN HOME PRICE AS OF MARCH 2024

In **Greater Baton Rouge**, the median single-family home price for March was **\$250,000** resulting in a **1.9% decrease** from March 2023.



- The median price in **Ascension Parish fell 0.8%**, from \$297,500 a year ago to **\$295,000**.
- The median price in **East Baton Rouge Parish rose 2.5%**, from \$255,000 a year ago to **\$261,400**.
- The median price in **Livingston Parish rose 1.0%**, from \$250,000 a year ago to **\$252,618**.

Current as of April 23, 2024. All data from the Greater Baton Rouge Association of REALTORS® MLS. Report © 2024 ShowingTime.

GREATER BATON ROUGE HOUSING STATS



MONTH'S SUPPLY OF HOUSING INVENTORY AS OF MARCH 2024



Greater Baton Rouge had **4.2 months supply** of inventory (+40.0% from 3.0 a year ago)



Ascension Parish had **3.1 months supply** of inventory (+55.0% from 2.0 a year ago)



East Baton Rouge Parish had **3.7 months supply** of inventory (+32.1% from 2.8 a year ago)

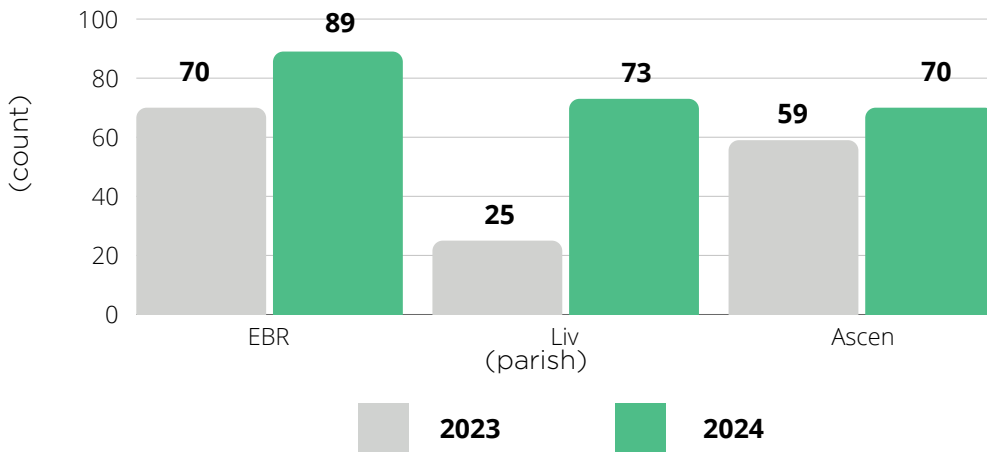


Livingston Parish had **4.0 months supply** of inventory (+81.8% from 2.2 a year ago)

Current as of April 24, 2024. All data from the Greater Baton Rouge Association of REALTORS® MLS. Report © 2024 Showing Time. (Date will change based on month).

BUILDING PERMITS AS OF FEBRUARY 2024

In February 2024, **275 total single-family building permits in Greater Baton Rouge** were pulled, an **increase of 7.8%** compared to 255 in February 2023.



Source: State of the Cities Data Systems (SOCDS) Building Permits Database via HUD. Data on permits collected in the Census Bureau's Building Permits Survey. Note: The above permit numbers are a comparison of February 2023 vs February 2024.

POPULATION

According to the most recent U.S. census, the Greater Baton Rouge population is **roughly 850,000**. Statistics on the most populated parishes are as follows:

- East Baton Rouge: **456,781**
- Livingston: **142,282**
- Ascension: **126,500**



JOBS

The Louisiana unemployment rate for January 2024 is **4.1%**; for Baton Rouge MSA it is **3.8%**.

Construction employment in added **2400 jobs** between December 2023 and January 2024, and gained **1,300 jobs** over the year. Total employment in construction is **134,900** statewide.

Residential construction is at **6,200 jobs**, an decrease of **100 jobs OTM**, and specialty trade contractors gained **300 jobs OTM** and **700 jobs OTY**.