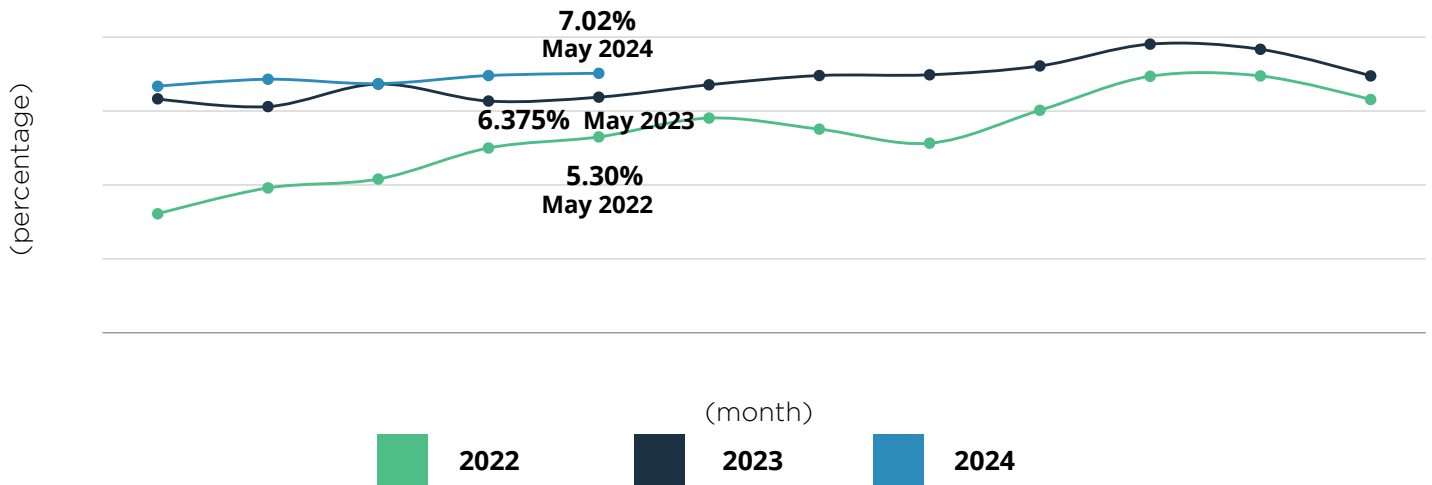


GREATER BATON ROUGE HOUSING STATS



FREDDIE MAC 30-YEAR FIXED MORTGAGE RATE

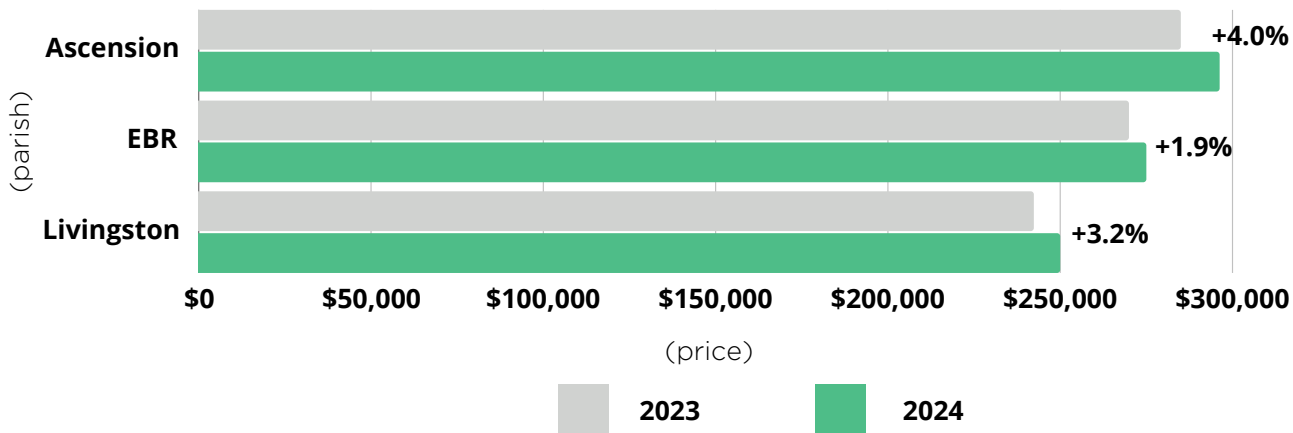
For the week of **May 15, 2024**, the Freddie Mac 30-year fixed mortgage rate was **6.96%**. During the week of May 15, 2023, the 30-year fixed mortgage rate was **6.27%**.



Current as of May 15, 2024. Freddie Mac 30-year fixed mortgage rate data provided by Assurance Financial.

MEDIAN HOME PRICE AS OF APRIL 2024

In **Greater Baton Rouge**, the median single-family home price for April was **\$260,000** resulting in a **2.7%** increase from April 2023.



- The median price in **Ascension Parish rose 4.0%**, from \$285,000 a year ago to **\$296,270**.
- The median price in **East Baton Rouge Parish rose 1.9%**, from \$269,950 a year ago to **\$275,000**.
- The median price in **Livingston Parish rose 3.2%**, from \$242,345 a year ago to **\$250,000**.

Current as of May 20, 2024. All data from the Greater Baton Rouge Association of REALTORS® MLS. Report © 2024 ShowingTime.

GREATER BATON ROUGE HOUSING STATS



MONTH'S SUPPLY OF HOUSING INVENTORY AS OF APRIL 2024



Greater Baton Rouge had **4.2 months supply** of inventory (+35.5% from 3.1 a year ago)



Ascension Parish had **3.3 months supply** of inventory (+43.5% from 2.3 a year ago)



East Baton Rouge Parish had **3.7 months supply** of inventory (+27.6% from 2.9 a year ago)

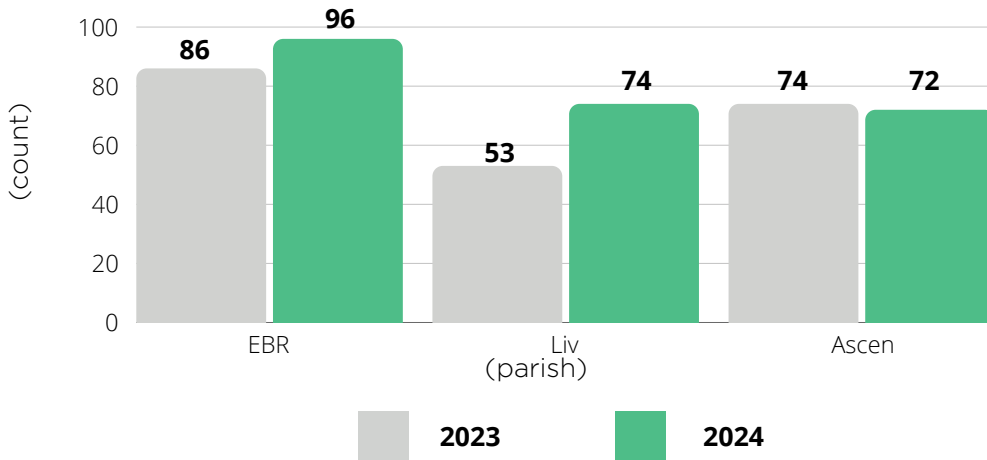


Livingston Parish had **3.7 months supply** of inventory (+54.2% from 2.4 a year ago)

Current as of May 20, 2024. All data from the Greater Baton Rouge Association of REALTORS® MLS. Report © 2024 Showing Time. (Date will change based on month).

BUILDING PERMITS AS OF MARCH 2024

In March 2024, **283 total single-family building permits in Greater Baton Rouge** were pulled, an **increase of 11%** compared to 255 in March 2023.



Source: State of the Cities Data Systems (SOCDS) Building Permits Database via HUD. Data on permits collected in the Census Bureau's Building Permits Survey. Note: The above permit numbers are a comparison of March 2023 vs March 2024.

POPULATION

According to the most recent U.S. census, the Greater Baton Rouge population is **roughly 850,000**. Statistics on the most populated parishes are as follows:

- East Baton Rouge: **456,781**
- Livingston: **142,282**
- Ascension: **126,500**



JOBS

The Louisiana unemployment rate for March 2024 is **4.4%**; for Baton Rouge MSA it is **3.9%**.

Construction employment in added **1,700 jobs** between February 2023 and March 2024, and gained **5,000 jobs** over the year. Total employment in construction is **136,400** statewide.

Residential construction is at **6,300 jobs**, an increase of **100 jobs OTM**, and specialty trade contractors had no change OTM and are at **64,700**.