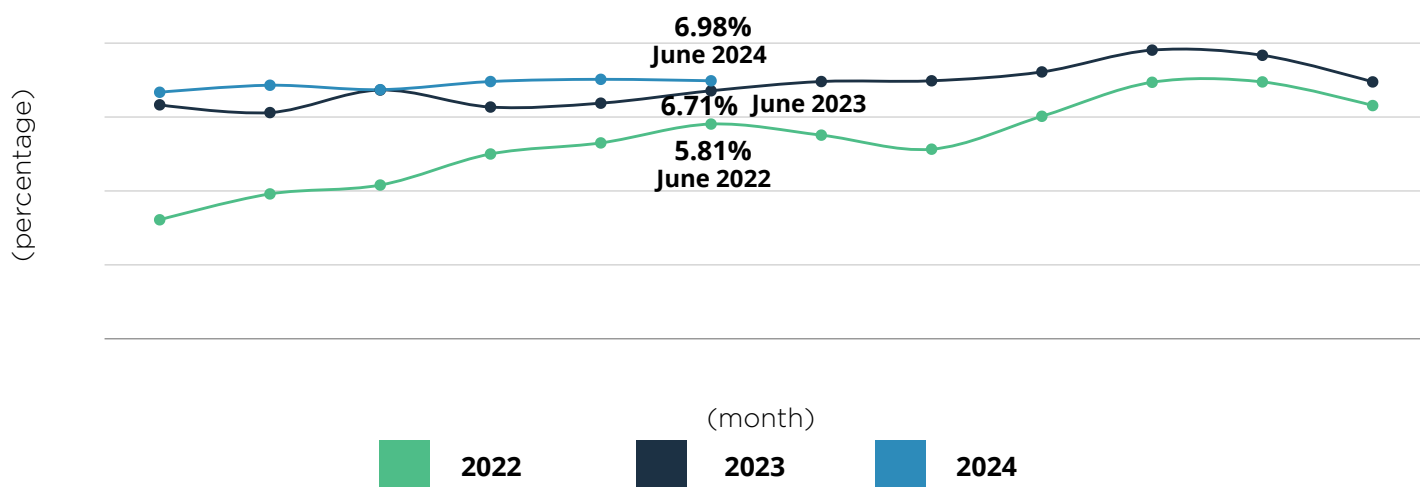


# GREATER BATON ROUGE HOUSING STATS



## FREDDIE MAC 30-YEAR FIXED MORTGAGE RATE

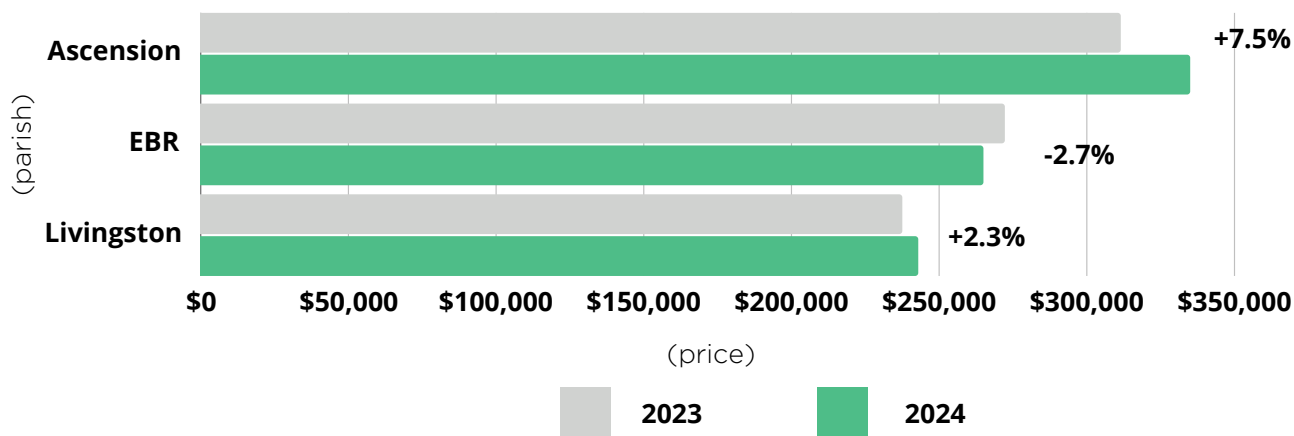
For the week of **June 15, 2024**, the Freddie Mac 30-year fixed mortgage rate was **6.98%**. During the week of June 15, 2023, the 30-year fixed mortgage rate was **6.71%**.



Current as of June 15, 2024. Freddie Mac 30-year fixed mortgage rate data provided by Assurance Financial.

## MEDIAN HOME PRICE AS OF MAY 2024

In **Greater Baton Rouge**, the median single-family home price for May was **\$260,000** resulting in a **1.2% increase** from May 2023.



- The median price in **Ascension Parish rose 7.5%**, from \$311,500 a year ago to **\$335,000**.
- The median price in **East Baton Rouge Parish fell 2.7%**, from \$272,250 a year ago to **\$265,000**.
- The median price in **Livingston Parish rose 2.3%**, from \$237,533 a year ago to **\$242,933**.

Current as of June 18, 2024. All data from the Greater Baton Rouge Association of REALTORS® MLS. Report © 2024 ShowingTime.

# GREATER BATON ROUGE HOUSING STATS



## MONTH'S SUPPLY OF HOUSING INVENTORY AS OF MAY 2024



Greater Baton Rouge had **4.5 months supply** of inventory (+36.4% from 3.3 a year ago)



Ascension Parish had **3.3 months supply** of inventory (+32% from 2.5 a year ago)



East Baton Rouge Parish had **3.9 months supply** of inventory (+30% from 3.0 a year ago)

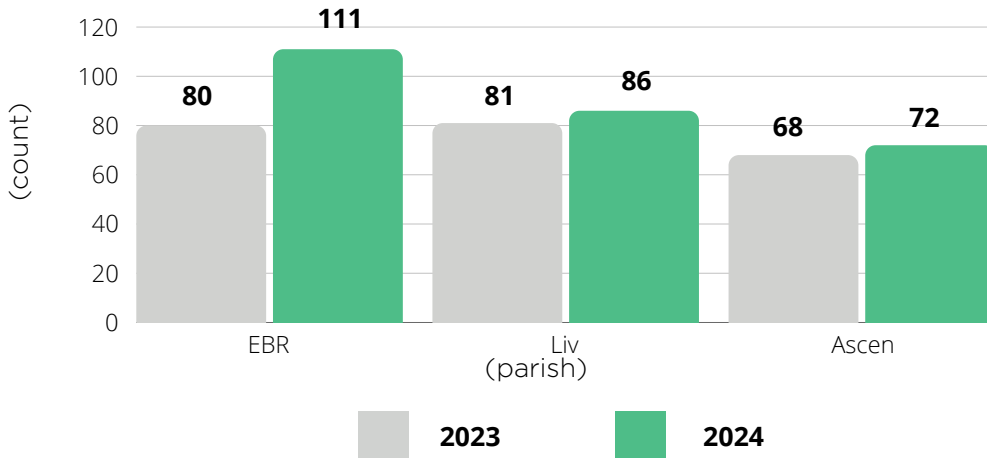


Livingston Parish had **3.9 months supply** of inventory (+62.5% from 2.4 a year ago)

Current as of June 18, 2024. All data from the Greater Baton Rouge Association of REALTORS® MLS. Report © 2024 Showing Time. (Date will change based on month).

## BUILDING PERMITS AS OF APRIL 2024

In April 2024, **309 total single-family building permits in Greater Baton Rouge** were pulled, an **increase of 15%** compared to 269 in April 2023.



Source: State of the Cities Data Systems (SOCDS) Building Permits Database via HUD. Data on permits collected in the Census Bureau's Building Permits Survey. Note: The above permit numbers are a comparison of April 2023 vs April 2024.

## POPULATION

According to the most recent U.S. census, the Greater Baton Rouge population is **roughly 850,000**. Statistics on the most populated parishes are as follows:

- East Baton Rouge: **456,781**
- Livingston: **142,282**
- Ascension: **126,500**



## JOBS

The Louisiana unemployment rate for April 2024 is **4.3%**; for Baton Rouge MSA it is **3.0%**.

Construction employment in added **1,300 jobs** between March 2024 and April 2024, and gained **6,000 jobs** over the year. Total employment in construction is **137,400** statewide.

Residential construction is at **6,300 jobs, no change in jobs OTM**, and specialty trade contractors had increased 900 jobs OTM and are at **65,300**.