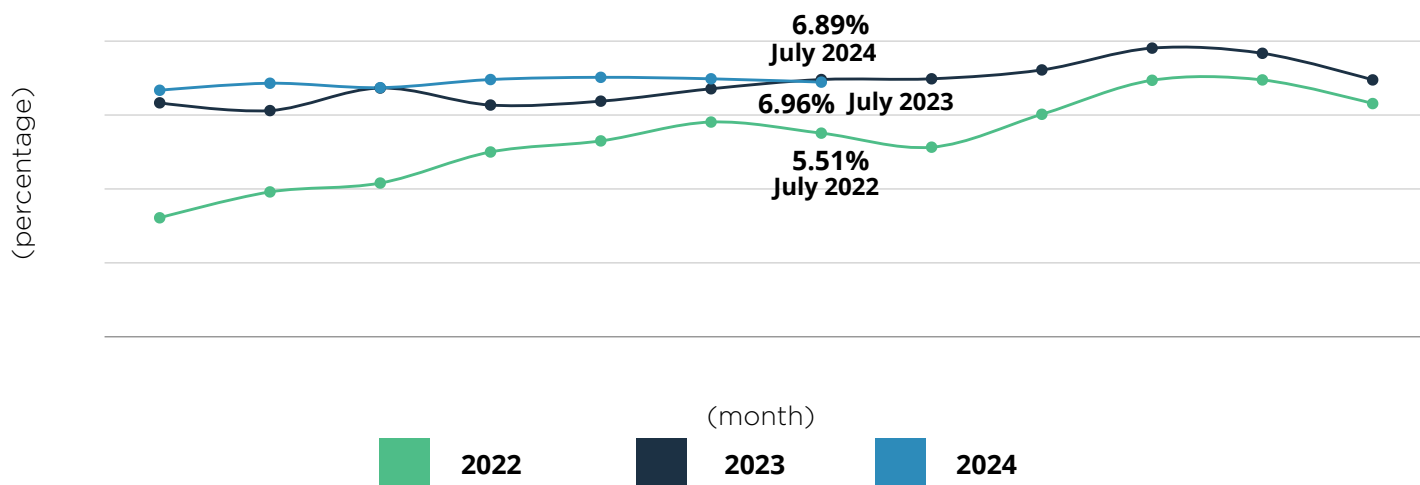


# GREATER BATON ROUGE HOUSING STATS



## FREDDIE MAC 30-YEAR FIXED MORTGAGE RATE

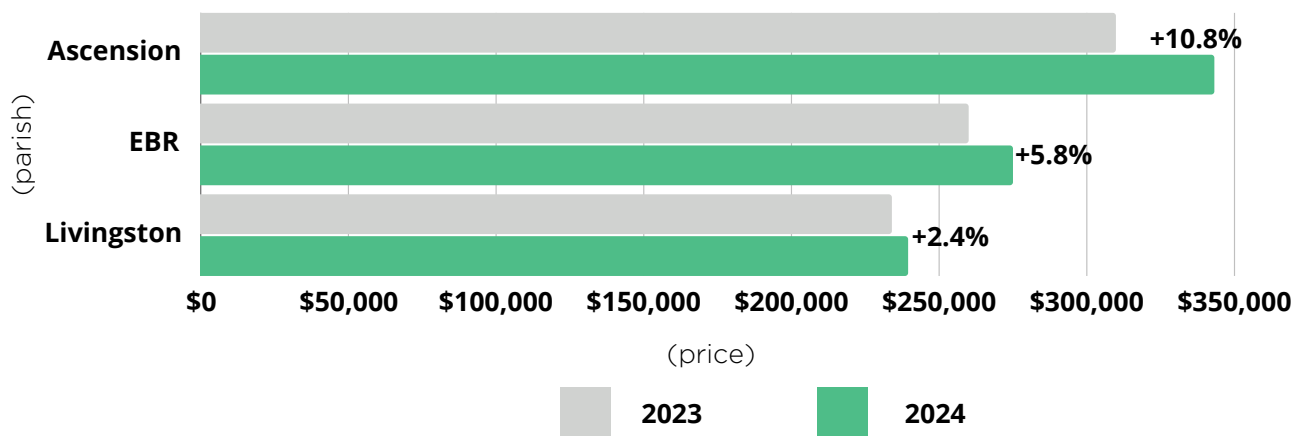
For the week of **July 15, 2024**, the Freddie Mac 30-year fixed mortgage rate was **6.98%**. During the week of July 15, 2023, the 30-year fixed mortgage rate was **6.96%**.



Current as of July 15, 2024. Freddie Mac 30-year fixed mortgage rate data provided by Assurance Financial.

## MEDIAN HOME PRICE AS OF JUNE 2024

In **Greater Baton Rouge**, the median single-family home price for June was **\$261,500** resulting in a **2.8% increase** from June 2023.



- The median price in **Ascension Parish rose 10.8%**, from \$309,850 a year ago to **\$343,180**.
- The median price in **East Baton Rouge Parish rose 5.8%**, from \$260,000 a year ago to **\$275,000**.
- The median price in **Livingston Parish rose 2.4%**, from \$234,000 a year ago to **\$239,500**.

Current as of July 16, 2024. All data from the Greater Baton Rouge Association of REALTORS® MLS. Report © 2024 ShowingTime.

# GREATER BATON ROUGE HOUSING STATS



## MONTH'S SUPPLY OF HOUSING INVENTORY AS OF JUNE 2024



Greater Baton Rouge had **4.6 months supply** of inventory (+35.3% from 3.4 a year ago)



Ascension Parish had **3.9 months supply** of inventory (+50% from 2.6 a year ago)



East Baton Rouge Parish had **4.0 months supply** of inventory (+29% from 3.1 a year ago)

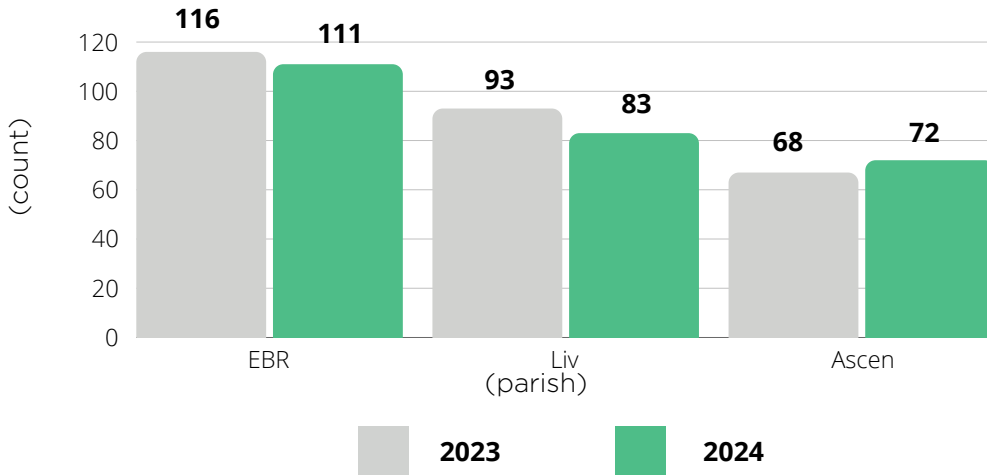


Livingston Parish had **3.9 months supply** of inventory (+39.3% from 2.8 a year ago)

Current as of July 16, 2024. All data from the Greater Baton Rouge Association of REALTORS® MLS. Report © 2024 Showing Time. (Date will change based on month).

## BUILDING PERMITS AS OF MAY 2024

In May 2024, **323 total single-family building permits in Greater Baton Rouge** were pulled, an **increase of 3.9%** compared to 311 in May 2023.



Source: State of the Cities Data Systems (SOCDS) Building Permits Database via HUD. Data on permits collected in the Census Bureau's Building Permits Survey. Note: The above permit numbers are a comparison of May 2023 vs May 2024.

## POPULATION

According to the most recent U.S. census, the Greater Baton Rouge population is **roughly 850,000**. Statistics on the most populated parishes are as follows:

- East Baton Rouge: **456,781**
- Livingston: **142,282**
- Ascension: **126,500**



## JOBS

The Louisiana unemployment rate for May 2024 is **4.1%**; for Baton Rouge MSA it is **3.2%**.

Construction employment in added **100 jobs** between April 2024 and May 2024, and gained **700 jobs** over the year. Total employment in construction is **137,100** statewide.

Residential construction **lost 100 jobs OTM**, and specialty trade contractors have increased 1,000 jobs OTM and are at **65,000**.